

RESOLUTION – ADOPTION OF BUDGET - FISCAL YEAR 2013

STATE OF GEORGIA

COUNTY OF MORGAN

WHEREAS, pursuant to O.C.G.A. § 36-81-6, the Morgan County Board of Commissioners shall adopt a budget ordinance or resolution to make appropriations in such sums as the governing authority may deem sufficient;

WHEREAS, pursuant to O.C.G.A. § 36-81-5(d), the proposed budget for fiscal year 2013 was submitted to the Board of Commissioners on May 31, 2012;

WHEREAS, pursuant to O.C.G.A. § 36-81-5(d), the proposed budget for fiscal year 2013 was placed in a public location for review by the public on May 31, 2012;

WHEREAS, pursuant to O.C.G.A. § 36-81-5(e), proper notice was published in the legal organ of the County that the proposed budget for fiscal year 2013 was available for public review in the Office of the Morgan County Board of Commissioners;

WHEREAS, pursuant to O.C.G.A. § 36-81-5(e) and (g), proper notice was published in the legal organ of the County that a public hearing would be held on, June 19, 2012 at 6:30 p.m. in the regular meeting room of the Morgan County Administrative Building ("the Creamery") regarding the proposed budget for fiscal year 2013;

WHEREAS, pursuant to O.C.G.A. § 36-81-5(f), the Morgan County Board of Commissioners conducted a public hearing on Tuesday, June 19, 2012 with regard to the proposed budget for fiscal year 2013;


WHEREAS, pursuant to O.C.G.A. § 36-81-6, proper notice was published in the legal organ of the County that the Morgan County Board of Commissioners would adopt the budget for fiscal year 2013 in the regular meeting of the Morgan County Administrative Building ("the Creamery") on June 28, 2012 at 7:00 p.m.;

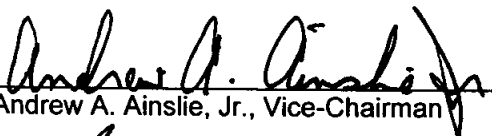
NOW, THEREFORE, BE IT RESOLVED by the Morgan County Board of Commissioners that the Board hereby adopts Morgan County's Fiscal Year 2013 Budget, a copy of which is attached hereto as Exhibit "A."


BE IT FURTHER RESOLVED, by the Morgan County Board of Commissioners that this Budget is adopted at the departmental level, which is the legal level of control established by O.C.G.A. § 36-81-5(b).

SO RESOLVED, this 28th day of June, 2012.

MORGAN COUNTY, GEORGIA,
Acting by and through its Board of Commissioners



Ellen Warren, Chairman


Andrew A. Ainslie, Jr., Vice-Chairman


Mack B. Bohlen, Sr., Commissioner


Donald B. Harris, Commissioner


Attest: Jane S. Laseter, County Clerk



**Morgan County, Georgia
FY 2013 Adopted Budget**

General Fund

Revenue Sources

Taxes	\$ 9,630,680
Licenses and Permits	130,000
Intergovernmental	734,100
Charges for Services	1,322,615
Fines and Fees	116,000
Investment Income	25,000
Contributions and Donations	40,000
Miscellaneous	192,800
Other Financing Sources	85,000
Total Revenues	12,276,195
Use of Fund Balance	1,915,412
	\$ 14,191,607

Appropriations by Department

Governing Body	\$ 66,283
Clerk of the Commission	67,496
Chief Executive Manager	287,474
Elections	160,887
Financial Administration	542,614
Law	107,000
MIS	368,399
Human Resources	48,335
Tax Commissioner	236,508
Tax Assessor	472,877
Risk Assessment	201,000
General Gov't Buildings	624,386
Records Management	13,676
General Administration	21,700
Superior Court - Ocmulgee Circuit Court	40,147
Clerk of Superior Court	464,670
District Attorney	56,439
Magistrate Court	279,778
Probate Court	236,487
Juvenile Court - Ocmulgee Circuit Court	27,940
Public Defender	57,341
Law Enforcement	1,840,115
Jail Operations	1,559,384
Fire Department	597,788
Emergency Medical Services	310,505
Coroner/Medical Examiner	20,768
Animal Control	223,826

Morgan County, Georgia
FY 2013 Adopted Budget

E.M.A.	63,158
Highways & Streets	1,252,923
Maintenance Shop	116,233
Health	902,539
Welfare	43,002
Senior Citizens Center	261,648
Transportation Services	247,723
Parks Administration	773,057
Library Administration	174,765
Agricultural Resources	81,819
Soil Conservation	17,788
Georgia Forestry	32,265
Protective Inspection	206,499
Planning & Zoning	133,999
Economic Development	44,257
Debt Service	225,710
Transfer Out to Other Funds (Solid Waste \$605,399, E911 \$75,000)	680,399
Total Expenditures	<u>\$ 14,191,607</u>

Special Revenue Funds

Law Library	\$ 35,000
Sheriff Confiscated Asset Fund	\$ 117,200
E911 Telephone Funds	\$ 596,368
Hotel/Motel	\$ 35,000
Restricted Funds	\$ 90,000

Capital Projects Funds

SPLOST V	\$ 2,700,000
SPLOST VI	\$ 900,000

Enterprise Fund

Solid Waste	\$ 850,800
-------------	------------

Total Budget all Funds	<u>\$ 19,515,975</u>
-------------------------------	-----------------------------

MORGAN COUNTY GOVERNMENT
 FD-FUNC-CLSOBJ EXPENDITURE BUDGET REPORT
 for Fiscal Year 2013 (2012-2013 FISCAL YEAR)
 Executed By: lsayer

Page: 1
 Date: 06/28/12
 Time: 12:21:42

Code	Description	Appropriations	Est. Actual Expenditures	Expenditures For PRE-YEAR	Expenditures Year-to-Date	Available Balance	Percent Used
FD 100 GENERAL FUND							
FUNC 1100 LEGISLATIVE							
51.1100	SALARIES AND WAGES-REGULAR EMPL	\$ 37,666.00	\$ 0.00	\$ 0.00	\$ 0.00	\$ 37,666.00	0.00
51.2200	EMPLOYEE BENEFITS-SOCIAL SECURI	\$ 2,868.00	\$ 0.00	\$ 0.00	\$ 0.00	\$ 2,868.00	0.00
51.2300	EMPLOYEE BENEFITS-MEDICARE	\$ 525.00	\$ 0.00	\$ 0.00	\$ 0.00	\$ 525.00	0.00
51.2400	EMPLOYEE BENEFITS-RETIREMENT CO	\$ 3,874.00	\$ 0.00	\$ 0.00	\$ 0.00	\$ 3,874.00	0.00
51.2700	EMPLOYEE BENEFITS-WORKERS' COMP	\$ 300.00	\$ 0.00	\$ 0.00	\$ 0.00	\$ 300.00	0.00
52.3200	COMMUNICATIONS	\$ 6,000.00	\$ 0.00	\$ 0.00	\$ 0.00	\$ 6,000.00	0.00
52.3300	ADVERTISING	\$ 300.00	\$ 0.00	\$ 0.00	\$ 0.00	\$ 300.00	0.00
52.3500	TRAVEL	\$ 6,000.00	\$ 0.00	\$ 0.00	\$ 0.00	\$ 6,000.00	0.00
52.3600	DUES AND FEES	\$ 200.00	\$ 0.00	\$ 0.00	\$ 0.00	\$ 200.00	0.00
52.3700	EDUCATION AND TRAINING	\$ 1,000.00	\$ 0.00	\$ 0.00	\$ 0.00	\$ 1,000.00	0.00
53.1100	GENERAL SUPPLIES AND MATERIALS	\$ 4,000.00	\$ 0.00	\$ 0.00	\$ 0.00	\$ 4,000.00	0.00
53.1300	FOOD	\$ 250.00	\$ 0.00	\$ 0.00	\$ 0.00	\$ 250.00	0.00
53.1400	BOOKS AND PERIODICALS	\$ 300.00	\$ 0.00	\$ 0.00	\$ 0.00	\$ 300.00	0.00
53.1700	OTHER SUPPLIES	\$ 3,000.00	\$ 0.00	\$ 0.00	\$ 0.00	\$ 3,000.00	0.00
1100	LEGISLATIVE	\$ 66,283.00	\$ 0.00	\$ 0.00	\$ 0.00	\$ 66,283.00	0.00
FUNC 1130 CLERK OF COMMISSION							
51.1100	SALARIES AND WAGES-REGULAR EMPL	\$ 47,173.00	\$ 0.00	\$ 0.00	\$ 0.00	\$ 47,173.00	0.00
51.2100	EMPLOYEE BENEFITS-GROUP INSURAN	\$ 5,500.00	\$ 0.00	\$ 0.00	\$ 0.00	\$ 5,500.00	0.00
51.2200	EMPLOYEE BENEFITS-SOCIAL SECURI	\$ 2,925.00	\$ 0.00	\$ 0.00	\$ 0.00	\$ 2,925.00	0.00
51.2300	EMPLOYEE BENEFITS-MEDICARE	\$ 684.00	\$ 0.00	\$ 0.00	\$ 0.00	\$ 684.00	0.00
51.2400	EMPLOYEE BENEFITS-RETIREMENT CO	\$ 7,349.00	\$ 0.00	\$ 0.00	\$ 0.00	\$ 7,349.00	0.00
51.2700	EMPLOYEE BENEFITS-WORKERS' COMP	\$ 500.00	\$ 0.00	\$ 0.00	\$ 0.00	\$ 500.00	0.00
52.3200	COMMUNICATIONS	\$ 2,500.00	\$ 0.00	\$ 0.00	\$ 0.00	\$ 2,500.00	0.00
52.3300	ADVERTISING	\$ 100.00	\$ 0.00	\$ 0.00	\$ 0.00	\$ 100.00	0.00
52.3600	DUES AND FEES	\$ 15.00	\$ 0.00	\$ 0.00	\$ 0.00	\$ 15.00	0.00
53.1100	GENERAL SUPPLIES AND MATERIALS	\$ 600.00	\$ 0.00	\$ 0.00	\$ 0.00	\$ 600.00	0.00
53.1400	BOOKS AND PERIODICALS	\$ 150.00	\$ 0.00	\$ 0.00	\$ 0.00	\$ 150.00	0.00
1130	CLERK OF COMMISSION	\$ 67,496.00	\$ 0.00	\$ 0.00	\$ 0.00	\$ 67,496.00	0.00
FUNC 1300 EXECUTIVE							
51.1100	SALARIES AND WAGES-REGULAR EMPL	\$ 170,552.00	\$ 0.00	\$ 0.00	\$ 0.00	\$ 170,552.00	0.00
51.2100	EMPLOYEE BENEFITS-GROUP INSURAN	\$ 22,520.00	\$ 0.00	\$ 0.00	\$ 0.00	\$ 22,520.00	0.00
51.2200	EMPLOYEE BENEFITS-SOCIAL SECURI	\$ 10,505.00	\$ 0.00	\$ 0.00	\$ 0.00	\$ 10,505.00	0.00
51.2300	EMPLOYEE BENEFITS-MEDICARE	\$ 2,457.00	\$ 0.00	\$ 0.00	\$ 0.00	\$ 2,457.00	0.00
51.2400	EMPLOYEE BENEFITS-RETIREMENT CO	\$ 25,682.00	\$ 0.00	\$ 0.00	\$ 0.00	\$ 25,682.00	0.00
51.2700	EMPLOYEE BENEFITS-WORKERS' COMP	\$ 500.00	\$ 0.00	\$ 0.00	\$ 0.00	\$ 500.00	0.00
52.2200	REPAIRS AND MAINTENANCE	\$ 1,000.00	\$ 0.00	\$ 0.00	\$ 0.00	\$ 1,000.00	0.00
52.3200	COMMUNICATIONS	\$ 3,000.00	\$ 0.00	\$ 0.00	\$ 0.00	\$ 3,000.00	0.00
52.3300	ADVERTISING	\$ 500.00	\$ 0.00	\$ 0.00	\$ 0.00	\$ 500.00	0.00
52.3500	TRAVEL	\$ 27,583.00	\$ 0.00	\$ 0.00	\$ 0.00	\$ 27,583.00	0.00
52.3600	DUES AND FEES	\$ 1,500.00	\$ 0.00	\$ 0.00	\$ 0.00	\$ 1,500.00	0.00
52.3700	EDUCATION AND TRAINING	\$ 18,500.00	\$ 0.00	\$ 0.00	\$ 0.00	\$ 18,500.00	0.00
53.1100	GENERAL SUPPLIES AND MATERIALS	\$ 1,500.00	\$ 0.00	\$ 0.00	\$ 0.00	\$ 1,500.00	0.00
53.1270	ENERGY-GASOLINE	\$ 1,300.00	\$ 0.00	\$ 0.00	\$ 0.00	\$ 1,300.00	0.00
53.1300	FOOD	\$ 200.00	\$ 0.00	\$ 0.00	\$ 0.00	\$ 200.00	0.00
53.1400	BOOKS AND PERIODICALS	\$ 175.00	\$ 0.00	\$ 0.00	\$ 0.00	\$ 175.00	0.00
1300	EXECUTIVE	\$ 287,474.00	\$ 0.00	\$ 0.00	\$ 0.00	\$ 287,474.00	0.00
FUNC 1400 ELECTIONS							
51.1100	SALARIES AND WAGES-REGULAR EMPL	\$ 72,922.00	\$ 0.00	\$ 0.00	\$ 0.00	\$ 72,922.00	0.00
51.1200	SALARIES AND WAGES-TEMPORARY EM	\$ 25,000.00	\$ 0.00	\$ 0.00	\$ 0.00	\$ 25,000.00	0.00
51.1300	SALARIES AND WAGES-OVERTIME	\$ 1,500.00	\$ 0.00	\$ 0.00	\$ 0.00	\$ 1,500.00	0.00
51.2100	EMPLOYEE BENEFITS-GROUP INSURAN	\$ 10,401.00	\$ 0.00	\$ 0.00	\$ 0.00	\$ 10,401.00	0.00
51.2200	EMPLOYEE BENEFITS-SOCIAL SECURI	\$ 6,071.00	\$ 0.00	\$ 0.00	\$ 0.00	\$ 6,071.00	0.00
51.2300	EMPLOYEE BENEFITS-MEDICARE	\$ 1,297.00	\$ 0.00	\$ 0.00	\$ 0.00	\$ 1,297.00	0.00
51.2400	EMPLOYEE BENEFITS-RETIREMENT CO	\$ 9,896.00	\$ 0.00	\$ 0.00	\$ 0.00	\$ 9,896.00	0.00
51.2700	EMPLOYEE BENEFITS-WORKERS' COMP	\$ 400.00	\$ 0.00	\$ 0.00	\$ 0.00	\$ 400.00	0.00
52.1300	TECHNICAL SERVICES	\$ 6,000.00	\$ 0.00	\$ 0.00	\$ 0.00	\$ 6,000.00	0.00
52.2200	REPAIRS AND MAINTENANCE	\$ 5,000.00	\$ 0.00	\$ 0.00	\$ 0.00	\$ 5,000.00	0.00

MORGAN COUNTY GOVERNMENT
 FD-FUNC-CLS OBJ EXPENDITURE BUDGET REPORT
 for Fiscal Year 2013 (2012-2013 FISCAL YEAR)
 Executed By: lsayer

Code	Description	Appropriations	Est. Actual Expenditures	Expenditures For PRE-YEAR	Expenditures Year-to-Date	Available Balance	Percent Used
52.2310	RENTAL OF LAND AND BUILDINGS	\$ 1,800.00	\$ 0.00	\$ 0.00	\$ 0.00	\$ 1,800.00	0.00
52.3200	COMMUNICATIONS	\$ 4,950.00	\$ 0.00	\$ 0.00	\$ 0.00	\$ 4,950.00	0.00
52.3300	ADVERTISING	\$ 5,000.00	\$ 0.00	\$ 0.00	\$ 0.00	\$ 5,000.00	0.00
52.3400	PRINTING AND BINDING	\$ 4,500.00	\$ 0.00	\$ 0.00	\$ 0.00	\$ 4,500.00	0.00
52.3600	DUES AND FEES	\$ 500.00	\$ 0.00	\$ 0.00	\$ 0.00	\$ 500.00	0.00
53.1100	GENERAL SUPPLIES AND MATERIALS	\$ 5,000.00	\$ 0.00	\$ 0.00	\$ 0.00	\$ 5,000.00	0.00
53.1300	FOOD	\$ 500.00	\$ 0.00	\$ 0.00	\$ 0.00	\$ 500.00	0.00
53.1400	BOOKS AND PERIODICALS	\$ 150.00	\$ 0.00	\$ 0.00	\$ 0.00	\$ 150.00	0.00
1400	ELECTIONS	\$ 160,887.00	\$ 0.00	\$ 0.00	\$ 0.00	\$ 160,887.00	0.00
FUNC 1510 FINANCIAL ADMINISTRATION							
51.1100	SALARIES AND WAGES-REGULAR EMPL	\$ 130,737.00	\$ 0.00	\$ 0.00	\$ 0.00	\$ 130,737.00	0.00
51.2100	EMPLOYEE BENEFITS-GROUP INSURAN	\$ 8,705.00	\$ 0.00	\$ 0.00	\$ 0.00	\$ 8,705.00	0.00
51.2200	EMPLOYEE BENEFITS-SOCIAL SECURI	\$ 8,106.00	\$ 0.00	\$ 0.00	\$ 0.00	\$ 8,106.00	0.00
51.2300	EMPLOYEE BENEFITS-MEDICARE	\$ 1,896.00	\$ 0.00	\$ 0.00	\$ 0.00	\$ 1,896.00	0.00
51.2400	EMPLOYEE BENEFITS-RETIREMENT CO	\$ 16,080.00	\$ 0.00	\$ 0.00	\$ 0.00	\$ 16,080.00	0.00
51.2700	EMPLOYEE BENEFITS-WORKERS' COMP	\$ 904.00	\$ 0.00	\$ 0.00	\$ 0.00	\$ 904.00	0.00
52.1200	PROFESSIONAL SERVICES	\$ 62,500.00	\$ 0.00	\$ 0.00	\$ 0.00	\$ 62,500.00	0.00
52.2200	REPAIRS AND MAINTENANCE	\$ 3,000.00	\$ 0.00	\$ 0.00	\$ 0.00	\$ 3,000.00	0.00
52.3200	COMMUNICATIONS	\$ 6,400.00	\$ 0.00	\$ 0.00	\$ 0.00	\$ 6,400.00	0.00
52.3300	ADVERTISING	\$ 750.00	\$ 0.00	\$ 0.00	\$ 0.00	\$ 750.00	0.00
52.3600	DUES AND FEES	\$ 11,000.00	\$ 0.00	\$ 0.00	\$ 0.00	\$ 11,000.00	0.00
53.1100	GENERAL SUPPLIES AND MATERIALS	\$ 10,000.00	\$ 0.00	\$ 0.00	\$ 0.00	\$ 10,000.00	0.00
53.1400	BOOKS AND PERIODICALS	\$ 100.00	\$ 0.00	\$ 0.00	\$ 0.00	\$ 100.00	0.00
57.9000	CONTINGENCIES	\$ 282,436.00	\$ 0.00	\$ 0.00	\$ 0.00	\$ 282,436.00	0.00
1510	FINANCIAL ADMINISTRATION	\$ 542,614.00	\$ 0.00	\$ 0.00	\$ 0.00	\$ 542,614.00	0.00
FUNC 1530 LAW							
52.1200	PROFESSIONAL SERVICES	\$ 100,000.00	\$ 0.00	\$ 0.00	\$ 0.00	\$ 100,000.00	0.00
52.1300	TECHNICAL SERVICES	\$ 5,000.00	\$ 0.00	\$ 0.00	\$ 0.00	\$ 5,000.00	0.00
52.3400	PRINTING AND BINDING	\$ 2,000.00	\$ 0.00	\$ 0.00	\$ 0.00	\$ 2,000.00	0.00
1530	LAW	\$ 107,000.00	\$ 0.00	\$ 0.00	\$ 0.00	\$ 107,000.00	0.00
FUNC 1535 MIS							
51.1100	SALARIES AND WAGES-REGULAR EMPL	\$ 86,535.00	\$ 0.00	\$ 0.00	\$ 0.00	\$ 86,535.00	0.00
51.2100	EMPLOYEE BENEFITS-GROUP INSURAN	\$ 12,042.00	\$ 0.00	\$ 0.00	\$ 0.00	\$ 12,042.00	0.00
51.2200	EMPLOYEE BENEFITS-SOCIAL SECURI	\$ 7,385.00	\$ 0.00	\$ 0.00	\$ 0.00	\$ 7,385.00	0.00
51.2300	EMPLOYEE BENEFITS-MEDICARE	\$ 1,351.00	\$ 0.00	\$ 0.00	\$ 0.00	\$ 1,351.00	0.00
51.2400	EMPLOYEE BENEFITS-RETIREMENT CO	\$ 15,416.00	\$ 0.00	\$ 0.00	\$ 0.00	\$ 15,416.00	0.00
51.2700	EMPLOYEE BENEFITS-WORKERS' COMP	\$ 550.00	\$ 0.00	\$ 0.00	\$ 0.00	\$ 550.00	0.00
52.1300	TECHNICAL SERVICES	\$ 186,620.00	\$ 0.00	\$ 0.00	\$ 0.00	\$ 186,620.00	0.00
52.2200	REPAIRS AND MAINTENANCE	\$ 15,000.00	\$ 0.00	\$ 0.00	\$ 0.00	\$ 15,000.00	0.00
52.3200	COMMUNICATIONS	\$ 10,000.00	\$ 0.00	\$ 0.00	\$ 0.00	\$ 10,000.00	0.00
53.1100	GENERAL SUPPLIES AND MATERIALS	\$ 5,000.00	\$ 0.00	\$ 0.00	\$ 0.00	\$ 5,000.00	0.00
53.1270	ENERGY-GASOLINE	\$ 1,000.00	\$ 0.00	\$ 0.00	\$ 0.00	\$ 1,000.00	0.00
53.1600	SMALL EQUIPMENT	\$ 12,500.00	\$ 0.00	\$ 0.00	\$ 0.00	\$ 12,500.00	0.00
54.2400	COMPUTERS	\$ 15,000.00	\$ 0.00	\$ 0.00	\$ 0.00	\$ 15,000.00	0.00
1535	MIS	\$ 368,399.00	\$ 0.00	\$ 0.00	\$ 0.00	\$ 368,399.00	0.00
FUNC 1540 HUMAN RESOURCES							
51.1100	SALARIES AND WAGES-REGULAR EMPL	\$ 30,020.00	\$ 0.00	\$ 0.00	\$ 0.00	\$ 30,020.00	0.00
51.2200	EMPLOYEE BENEFITS-SOCIAL SECURI	\$ 1,861.00	\$ 0.00	\$ 0.00	\$ 0.00	\$ 1,861.00	0.00
51.2300	EMPLOYEE BENEFITS-MEDICARE	\$ 435.00	\$ 0.00	\$ 0.00	\$ 0.00	\$ 435.00	0.00
51.2400	EMPLOYEE BENEFITS-RETIREMENT CO	\$ 4,677.00	\$ 0.00	\$ 0.00	\$ 0.00	\$ 4,677.00	0.00
51.2700	EMPLOYEE BENEFITS-WORKERS' COMP	\$ 192.00	\$ 0.00	\$ 0.00	\$ 0.00	\$ 192.00	0.00
52.1200	PROFESSIONAL SERVICES	\$ 6,400.00	\$ 0.00	\$ 0.00	\$ 0.00	\$ 6,400.00	0.00
52.3300	ADVERTISING	\$ 3,000.00	\$ 0.00	\$ 0.00	\$ 0.00	\$ 3,000.00	0.00
52.3600	DUES AND FEES	\$ 50.00	\$ 0.00	\$ 0.00	\$ 0.00	\$ 50.00	0.00
53.1100	GENERAL SUPPLIES AND MATERIALS	\$ 1,700.00	\$ 0.00	\$ 0.00	\$ 0.00	\$ 1,700.00	0.00
1540	HUMAN RESOURCES	\$ 48,335.00	\$ 0.00	\$ 0.00	\$ 0.00	\$ 48,335.00	0.00
FUNC 1545 TAX COMMISSIONER							
51.1100	SALARIES AND WAGES-REGULAR EMPL	\$ 136,610.00	\$ 0.00	\$ 0.00	\$ 0.00	\$ 136,610.00	0.00

MORGAN COUNTY GOVERNMENT
 FD-FUNC-CLSOBJ EXPENDITURE BUDGET REPORT
 for Fiscal Year 2013 (2012-2013 FISCAL YEAR)
 Executed By: lsayer

Page: 3
 Date: 06/28/12
 Time: 12:21:42

Code	Description	Appropriations	Est. Actual Expenditures	Expenditures For PRE-YEAR	Expenditures Year-to-Date	Available Balance	Percent Used
51.2100	EMPLOYEE BENEFITS-GROUP INSURAN	\$ 18,063.00	\$ 0.00	\$ 0.00	\$ 0.00	\$ 18,063.00	0.00
51.2200	EMPLOYEE BENEFITS-SOCIAL SECURI	\$ 8,470.00	\$ 0.00	\$ 0.00	\$ 0.00	\$ 8,470.00	0.00
51.2300	EMPLOYEE BENEFITS-MEDICARE	\$ 1,981.00	\$ 0.00	\$ 0.00	\$ 0.00	\$ 1,981.00	0.00
51.2400	EMPLOYEE BENEFITS-RETIREMENT CO	\$ 12,404.00	\$ 0.00	\$ 0.00	\$ 0.00	\$ 12,404.00	0.00
51.2700	EMPLOYEE BENEFITS-WORKERS' COMP	\$ 750.00	\$ 0.00	\$ 0.00	\$ 0.00	\$ 750.00	0.00
52.1200	PROFESSIONAL SERVICES	\$ 28,000.00	\$ 0.00	\$ 0.00	\$ 0.00	\$ 28,000.00	0.00
52.1300	TECHNICAL SERVICES	\$ 7,100.00	\$ 0.00	\$ 0.00	\$ 0.00	\$ 7,100.00	0.00
52.2200	REPAIRS AND MAINTENANCE	\$ 7,500.00	\$ 0.00	\$ 0.00	\$ 0.00	\$ 7,500.00	0.00
52.3200	COMMUNICATIONS	\$ 4,980.00	\$ 0.00	\$ 0.00	\$ 0.00	\$ 4,980.00	0.00
52.3300	ADVERTISING	\$ 6,000.00	\$ 0.00	\$ 0.00	\$ 0.00	\$ 6,000.00	0.00
52.3400	PRINTING AND BINDING	\$ 1,000.00	\$ 0.00	\$ 0.00	\$ 0.00	\$ 1,000.00	0.00
52.3600	DUES AND FEES	\$ 300.00	\$ 0.00	\$ 0.00	\$ 0.00	\$ 300.00	0.00
53.1100	GENERAL SUPPLIES AND MATERIALS	\$ 3,000.00	\$ 0.00	\$ 0.00	\$ 0.00	\$ 3,000.00	0.00
53.1400	BOOKS AND PERIODICALS	\$ 350.00	\$ 0.00	\$ 0.00	\$ 0.00	\$ 350.00	0.00
1545	TAX COMMISSIONER	\$ 236,508.00	\$ 0.00	\$ 0.00	\$ 0.00	\$ 236,508.00	0.00
FUNC 1550 TAX ASSESSOR							
51.1100	SALARIES AND WAGES-REGULAR EMPL	\$ 296,500.00	\$ 0.00	\$ 0.00	\$ 0.00	\$ 296,500.00	0.00
51.1200	SALARIES AND WAGES-TEMPORARY EM	\$ 10,000.00	\$ 0.00	\$ 0.00	\$ 0.00	\$ 10,000.00	0.00
51.2100	EMPLOYEE BENEFITS-GROUP INSURAN	\$ 47,126.00	\$ 0.00	\$ 0.00	\$ 0.00	\$ 47,126.00	0.00
51.2200	EMPLOYEE BENEFITS-SOCIAL SECURI	\$ 18,383.00	\$ 0.00	\$ 0.00	\$ 0.00	\$ 18,383.00	0.00
51.2300	EMPLOYEE BENEFITS-MEDICARE	\$ 4,299.00	\$ 0.00	\$ 0.00	\$ 0.00	\$ 4,299.00	0.00
51.2400	EMPLOYEE BENEFITS-RETIREMENT CO	\$ 46,219.00	\$ 0.00	\$ 0.00	\$ 0.00	\$ 46,219.00	0.00
51.2700	EMPLOYEE BENEFITS-WORKERS' COMP	\$ 3,000.00	\$ 0.00	\$ 0.00	\$ 0.00	\$ 3,000.00	0.00
52.1200	PROFESSIONAL SERVICES	\$ 20,000.00	\$ 0.00	\$ 0.00	\$ 0.00	\$ 20,000.00	0.00
52.2200	REPAIRS AND MAINTENANCE	\$ 2,500.00	\$ 0.00	\$ 0.00	\$ 0.00	\$ 2,500.00	0.00
52.3200	COMMUNICATIONS	\$ 10,000.00	\$ 0.00	\$ 0.00	\$ 0.00	\$ 10,000.00	0.00
52.3600	DUES AND FEES	\$ 3,000.00	\$ 0.00	\$ 0.00	\$ 0.00	\$ 3,000.00	0.00
53.1100	GENERAL SUPPLIES AND MATERIALS	\$ 8,000.00	\$ 0.00	\$ 0.00	\$ 0.00	\$ 8,000.00	0.00
53.1270	ENERGY-GASOLINE	\$ 3,250.00	\$ 0.00	\$ 0.00	\$ 0.00	\$ 3,250.00	0.00
53.1600	SMALL EQUIPMENT	\$ 600.00	\$ 0.00	\$ 0.00	\$ 0.00	\$ 600.00	0.00
1550	TAX ASSESSOR	\$ 472,877.00	\$ 0.00	\$ 0.00	\$ 0.00	\$ 472,877.00	0.00
FUNC 1555 RISK MANAGEMENT							
52.3100	INSURANCE OTHER THAN EMPLOYEE B	\$ 195,000.00	\$ 0.00	\$ 0.00	\$ 0.00	\$ 195,000.00	0.00
55.2200	SELF-FUNDED INSURANCE CLAIMS	\$ 6,000.00	\$ 0.00	\$ 0.00	\$ 0.00	\$ 6,000.00	0.00
1555	RISK MANAGEMENT	\$ 201,000.00	\$ 0.00	\$ 0.00	\$ 0.00	\$ 201,000.00	0.00
FUNC 1565 GENERAL GOVERNMENT BUILDINGS AND PLANT							
51.1100	SALARIES AND WAGES-REGULAR EMPL	\$ 178,054.00	\$ 0.00	\$ 0.00	\$ 0.00	\$ 178,054.00	0.00
51.1300	SALARIES AND WAGES-OVERTIME	\$ 9,000.00	\$ 0.00	\$ 0.00	\$ 0.00	\$ 9,000.00	0.00
51.2100	EMPLOYEE BENEFITS-GROUP INSURAN	\$ 34,562.00	\$ 0.00	\$ 0.00	\$ 0.00	\$ 34,562.00	0.00
51.2200	EMPLOYEE BENEFITS-SOCIAL SECURI	\$ 11,597.00	\$ 0.00	\$ 0.00	\$ 0.00	\$ 11,597.00	0.00
51.2300	EMPLOYEE BENEFITS-MEDICARE	\$ 2,712.00	\$ 0.00	\$ 0.00	\$ 0.00	\$ 2,712.00	0.00
51.2400	EMPLOYEE BENEFITS-RETIREMENT CO	\$ 27,741.00	\$ 0.00	\$ 0.00	\$ 0.00	\$ 27,741.00	0.00
51.2700	EMPLOYEE BENEFITS-WORKERS' COMP	\$ 3,000.00	\$ 0.00	\$ 0.00	\$ 0.00	\$ 3,000.00	0.00
52.1300	TECHNICAL SERVICES	\$ 8,000.00	\$ 0.00	\$ 0.00	\$ 0.00	\$ 8,000.00	0.00
52.2110	GARBAGE DISPOSAL	\$ 3,000.00	\$ 0.00	\$ 0.00	\$ 0.00	\$ 3,000.00	0.00
52.2200	REPAIRS AND MAINTENANCE	\$ 95,900.00	\$ 0.00	\$ 0.00	\$ 0.00	\$ 95,900.00	0.00
52.2320	RENTAL OF EQUIPMENT AND VEHICLE	\$ 2,320.00	\$ 0.00	\$ 0.00	\$ 0.00	\$ 2,320.00	0.00
52.3200	COMMUNICATIONS	\$ 4,000.00	\$ 0.00	\$ 0.00	\$ 0.00	\$ 4,000.00	0.00
52.3850	CONTRACT LABOR	\$ 3,500.00	\$ 0.00	\$ 0.00	\$ 0.00	\$ 3,500.00	0.00
53.1100	GENERAL SUPPLIES AND MATERIALS	\$ 53,000.00	\$ 0.00	\$ 0.00	\$ 0.00	\$ 53,000.00	0.00
53.1210	ENERGY-WATER/SEWERAGE	\$ 12,000.00	\$ 0.00	\$ 0.00	\$ 0.00	\$ 12,000.00	0.00
53.1220	ENERGY-NATURAL GAS	\$ 15,000.00	\$ 0.00	\$ 0.00	\$ 0.00	\$ 15,000.00	0.00
53.1230	ENERGY-ELECTRICITY	\$ 140,000.00	\$ 0.00	\$ 0.00	\$ 0.00	\$ 140,000.00	0.00
53.1240	ENERGY-BOTTLED GAS	\$ 12,000.00	\$ 0.00	\$ 0.00	\$ 0.00	\$ 12,000.00	0.00
53.1270	ENERGY-GASOLINE	\$ 9,000.00	\$ 0.00	\$ 0.00	\$ 0.00	\$ 9,000.00	0.00
1565	GENERAL GOVERNMENT BUILDINGS AN	\$ 624,386.00	\$ 0.00	\$ 0.00	\$ 0.00	\$ 624,386.00	0.00
FUNC 1580 RECORDS MANAGEMENT							
51.1100	SALARIES AND WAGES-REGULAR EMPL	\$ 9,994.00	\$ 0.00	\$ 0.00	\$ 0.00	\$ 9,994.00	0.00
51.2200	EMPLOYEE BENEFITS-SOCIAL SECURI	\$ 620.00	\$ 0.00	\$ 0.00	\$ 0.00	\$ 620.00	0.00
51.2300	EMPLOYEE BENEFITS-MEDICARE	\$ 145.00	\$ 0.00	\$ 0.00	\$ 0.00	\$ 145.00	0.00

MORGAN COUNTY GOVERNMENT
 FD-FUNC-CLSOBJ EXPENDITURE BUDGET REPORT
 for Fiscal Year 2013 (2012-2013 FISCAL YEAR)
 Executed By: Isayer

Page: 4
 Date: 06/28/12
 Time: 12:21:42

Code	Description	Appropriations	Est. Actual Expenditures	Expenditures For PRE-YEAR	Expenditures Year-to-Date	Available Balance	Percent Used
51.2700	EMPLOYEE BENEFITS-WORKERS' COMP	\$ 67.00	\$ 0.00	\$ 0.00	\$ 0.00	\$ 67.00	0.00
52.2200	REPAIRS AND MAINTENANCE	\$ 400.00	\$ 0.00	\$ 0.00	\$ 0.00	\$ 400.00	0.00
52.3200	COMMUNICATIONS	\$ 650.00	\$ 0.00	\$ 0.00	\$ 0.00	\$ 650.00	0.00
52.3600	DUES AND FEES	\$ 300.00	\$ 0.00	\$ 0.00	\$ 0.00	\$ 300.00	0.00
53.1100	GENERAL SUPPLIES AND MATERIALS	\$ 1,000.00	\$ 0.00	\$ 0.00	\$ 0.00	\$ 1,000.00	0.00
53.1400	BOOKS AND PERIODICALS	\$ 500.00	\$ 0.00	\$ 0.00	\$ 0.00	\$ 500.00	0.00
1580	RECORDS MANAGEMENT	\$ 13,676.00	\$ 0.00	\$ 0.00	\$ 0.00	\$ 13,676.00	0.00
FUNC 1595 GENERAL ADMINISTRATION FEES							
52.3600	DUES AND FEES	\$ 21,700.00	\$ 0.00	\$ 0.00	\$ 0.00	\$ 21,700.00	0.00
FUNC 2150 SUPERIOR COURT							
52.1200	PROFESSIONAL SERVICES	\$ 9,000.00	\$ 0.00	\$ 0.00	\$ 0.00	\$ 9,000.00	0.00
52.1300	TECHNICAL SERVICES	\$ 15,000.00	\$ 0.00	\$ 0.00	\$ 0.00	\$ 15,000.00	0.00
52.3200	COMMUNICATIONS	\$ 1,200.00	\$ 0.00	\$ 0.00	\$ 0.00	\$ 1,200.00	0.00
57.2000	PAYMENTS TO OTHER AGENCIES	\$ 14,947.00	\$ 0.00	\$ 0.00	\$ 0.00	\$ 14,947.00	0.00
2150	SUPERIOR COURT	\$ 40,147.00	\$ 0.00	\$ 0.00	\$ 0.00	\$ 40,147.00	0.00
FUNC 2180 CLERK OF SUPERIOR COURT							
51.1100	SALARIES AND WAGES-REGULAR EMPL	\$ 217,995.00	\$ 0.00	\$ 0.00	\$ 0.00	\$ 217,995.00	0.00
51.1200	SALARIES AND WAGES-TEMPORARY EM	\$ 12,000.00	\$ 0.00	\$ 0.00	\$ 0.00	\$ 12,000.00	0.00
51.2100	EMPLOYEE BENEFITS-GROUP INSURAN	\$ 35,605.00	\$ 0.00	\$ 0.00	\$ 0.00	\$ 35,605.00	0.00
51.2200	EMPLOYEE BENEFITS-SOCIAL SECURI	\$ 14,260.00	\$ 0.00	\$ 0.00	\$ 0.00	\$ 14,260.00	0.00
51.2300	EMPLOYEE BENEFITS-MEDICARE	\$ 3,335.00	\$ 0.00	\$ 0.00	\$ 0.00	\$ 3,335.00	0.00
51.2400	EMPLOYEE BENEFITS-RETIREMENT CO	\$ 18,786.00	\$ 0.00	\$ 0.00	\$ 0.00	\$ 18,786.00	0.00
51.2700	EMPLOYEE BENEFITS-WORKERS' COMP	\$ 1,437.00	\$ 0.00	\$ 0.00	\$ 0.00	\$ 1,437.00	0.00
52.1200	PROFESSIONAL SERVICES	\$ 21,000.00	\$ 0.00	\$ 0.00	\$ 0.00	\$ 21,000.00	0.00
52.1300	TECHNICAL SERVICES	\$ 60,000.00	\$ 0.00	\$ 0.00	\$ 0.00	\$ 60,000.00	0.00
52.2200	REPAIRS AND MAINTENANCE	\$ 4,000.00	\$ 0.00	\$ 0.00	\$ 0.00	\$ 4,000.00	0.00
52.2320	RENTAL OF EQUIPMENT AND VEHICLE	\$ 2,000.00	\$ 0.00	\$ 0.00	\$ 0.00	\$ 2,000.00	0.00
52.3200	COMMUNICATIONS	\$ 25,967.00	\$ 0.00	\$ 0.00	\$ 0.00	\$ 25,967.00	0.00
52.3300	ADVERTISING	\$ 1,400.00	\$ 0.00	\$ 0.00	\$ 0.00	\$ 1,400.00	0.00
52.3400	PRINTING AND BINDING	\$ 6,000.00	\$ 0.00	\$ 0.00	\$ 0.00	\$ 6,000.00	0.00
52.3600	DUES AND FEES	\$ 24,985.00	\$ 0.00	\$ 0.00	\$ 0.00	\$ 24,985.00	0.00
53.1100	GENERAL SUPPLIES AND MATERIALS	\$ 14,000.00	\$ 0.00	\$ 0.00	\$ 0.00	\$ 14,000.00	0.00
53.1300	FOOD	\$ 1,000.00	\$ 0.00	\$ 0.00	\$ 0.00	\$ 1,000.00	0.00
53.1700	OTHER SUPPLIES	\$ 900.00	\$ 0.00	\$ 0.00	\$ 0.00	\$ 900.00	0.00
2180	CLERK OF SUPERIOR COURT	\$ 464,670.00	\$ 0.00	\$ 0.00	\$ 0.00	\$ 464,670.00	0.00
FUNC 2200 DISTRICT ATTORNEY							
51.1100	SALARIES AND WAGES-REGULAR EMPL	\$ 33,738.00	\$ 0.00	\$ 0.00	\$ 0.00	\$ 33,738.00	0.00
51.2100	EMPLOYEE BENEFITS-GROUP INSURAN	\$ 5,500.00	\$ 0.00	\$ 0.00	\$ 0.00	\$ 5,500.00	0.00
51.2200	EMPLOYEE BENEFITS-SOCIAL SECURI	\$ 2,092.00	\$ 0.00	\$ 0.00	\$ 0.00	\$ 2,092.00	0.00
51.2300	EMPLOYEE BENEFITS-MEDICARE	\$ 489.00	\$ 0.00	\$ 0.00	\$ 0.00	\$ 489.00	0.00
51.2400	EMPLOYEE BENEFITS-RETIREMENT CO	\$ 5,255.00	\$ 0.00	\$ 0.00	\$ 0.00	\$ 5,255.00	0.00
51.2700	EMPLOYEE BENEFITS-WORKERS' COMP	\$ 315.00	\$ 0.00	\$ 0.00	\$ 0.00	\$ 315.00	0.00
52.1200	PROFESSIONAL SERVICES	\$ 6,250.00	\$ 0.00	\$ 0.00	\$ 0.00	\$ 6,250.00	0.00
52.3200	COMMUNICATIONS	\$ 1,500.00	\$ 0.00	\$ 0.00	\$ 0.00	\$ 1,500.00	0.00
53.1100	GENERAL SUPPLIES AND MATERIALS	\$ 1,200.00	\$ 0.00	\$ 0.00	\$ 0.00	\$ 1,200.00	0.00
53.1400	BOOKS AND PERIODICALS	\$ 100.00	\$ 0.00	\$ 0.00	\$ 0.00	\$ 100.00	0.00
2200	DISTRICT ATTORNEY	\$ 56,439.00	\$ 0.00	\$ 0.00	\$ 0.00	\$ 56,439.00	0.00
FUNC 2400 MAGISTRATE COURT							
51.1100	SALARIES AND WAGES-REGULAR EMPL	\$ 191,166.00	\$ 0.00	\$ 0.00	\$ 0.00	\$ 191,166.00	0.00
51.2100	EMPLOYEE BENEFITS-GROUP INSURAN	\$ 28,280.00	\$ 0.00	\$ 0.00	\$ 0.00	\$ 28,280.00	0.00
51.2200	EMPLOYEE BENEFITS-SOCIAL SECURI	\$ 11,852.00	\$ 0.00	\$ 0.00	\$ 0.00	\$ 11,852.00	0.00
51.2300	EMPLOYEE BENEFITS-MEDICARE	\$ 2,772.00	\$ 0.00	\$ 0.00	\$ 0.00	\$ 2,772.00	0.00
51.2400	EMPLOYEE BENEFITS-RETIREMENT CO	\$ 17,693.00	\$ 0.00	\$ 0.00	\$ 0.00	\$ 17,693.00	0.00
51.2700	EMPLOYEE BENEFITS-WORKERS' COMP	\$ 1,315.00	\$ 0.00	\$ 0.00	\$ 0.00	\$ 1,315.00	0.00
52.1200	PROFESSIONAL SERVICES	\$ 7,300.00	\$ 0.00	\$ 0.00	\$ 0.00	\$ 7,300.00	0.00
52.1300	TECHNICAL SERVICES	\$ 1,150.00	\$ 0.00	\$ 0.00	\$ 0.00	\$ 1,150.00	0.00
52.2200	REPAIRS AND MAINTENANCE	\$ 1,100.00	\$ 0.00	\$ 0.00	\$ 0.00	\$ 1,100.00	0.00
52.3200	COMMUNICATIONS	\$ 7,400.00	\$ 0.00	\$ 0.00	\$ 0.00	\$ 7,400.00	0.00
52.3300	ADVERTISING	\$ 250.00	\$ 0.00	\$ 0.00	\$ 0.00	\$ 250.00	0.00

MORGAN COUNTY GOVERNMENT
 FD-FUNC-CLSOBJ EXPENDITURE BUDGET REPORT
 for Fiscal Year 2013 (2012-2013 FISCAL YEAR)
 Executed By: lsayer

Page: 5
 Date: 06/28/12
 Time: 12:21:42

Code	Description	Appropriations	Est. Actual Expenditures	Expenditures For PRE-YEAR	Expenditures Year-to-Date	Available Balance	Percent Used
52.3400	PRINTING AND BINDING	\$ 1,800.00	\$ 0.00	\$ 0.00	\$ 0.00	\$ 1,800.00	0.00
52.3600	DUES AND FEES	\$ 500.00	\$ 0.00	\$ 0.00	\$ 0.00	\$ 500.00	0.00
53.1100	GENERAL SUPPLIES AND MATERIALS	\$ 5,200.00	\$ 0.00	\$ 0.00	\$ 0.00	\$ 5,200.00	0.00
53.1400	BOOKS AND PERIODICALS	\$ 2,000.00	\$ 0.00	\$ 0.00	\$ 0.00	\$ 2,000.00	0.00
2400	MAGISTRATE COURT	\$ 279,778.00	\$ 0.00	\$ 0.00	\$ 0.00	\$ 279,778.00	0.00
FUNC 2450 PROBATE COURT							
51.1100	SALARIES AND WAGES-REGULAR EMPL	\$ 153,346.00	\$ 0.00	\$ 0.00	\$ 0.00	\$ 153,346.00	0.00
51.2100	EMPLOYEE BENEFITS-GROUP INSURAN	\$ 26,900.00	\$ 0.00	\$ 0.00	\$ 0.00	\$ 26,900.00	0.00
51.2200	EMPLOYEE BENEFITS-SOCIAL SECURI	\$ 9,507.00	\$ 0.00	\$ 0.00	\$ 0.00	\$ 9,507.00	0.00
51.2300	EMPLOYEE BENEFITS-MEDICARE	\$ 2,224.00	\$ 0.00	\$ 0.00	\$ 0.00	\$ 2,224.00	0.00
51.2400	EMPLOYEE BENEFITS-RETIREMENT CO	\$ 15,114.00	\$ 0.00	\$ 0.00	\$ 0.00	\$ 15,114.00	0.00
51.2700	EMPLOYEE BENEFITS-WORKERS' COMP	\$ 1,046.00	\$ 0.00	\$ 0.00	\$ 0.00	\$ 1,046.00	0.00
52.1200	PROFESSIONAL SERVICES	\$ 18,000.00	\$ 0.00	\$ 0.00	\$ 0.00	\$ 18,000.00	0.00
52.1300	TECHNICAL SERVICES	\$ 1,600.00	\$ 0.00	\$ 0.00	\$ 0.00	\$ 1,600.00	0.00
52.3200	COMMUNICATIONS	\$ 3,500.00	\$ 0.00	\$ 0.00	\$ 0.00	\$ 3,500.00	0.00
52.3400	PRINTING AND BINDING	\$ 750.00	\$ 0.00	\$ 0.00	\$ 0.00	\$ 750.00	0.00
52.3600	DUES AND FEES	\$ 1,000.00	\$ 0.00	\$ 0.00	\$ 0.00	\$ 1,000.00	0.00
53.1100	GENERAL SUPPLIES AND MATERIALS	\$ 3,000.00	\$ 0.00	\$ 0.00	\$ 0.00	\$ 3,000.00	0.00
53.1400	BOOKS AND PERIODICALS	\$ 500.00	\$ 0.00	\$ 0.00	\$ 0.00	\$ 500.00	0.00
2450	PROBATE COURT	\$ 236,487.00	\$ 0.00	\$ 0.00	\$ 0.00	\$ 236,487.00	0.00
FUNC 2600 JUVENILE COURT							
57.2000	PAYMENTS TO OTHER AGENCIES	\$ 27,940.00	\$ 0.00	\$ 0.00	\$ 0.00	\$ 27,940.00	0.00
FUNC 2800 PUBLIC DEFENDER							
57.2000	PAYMENTS TO OTHER AGENCIES	\$ 57,341.00	\$ 0.00	\$ 0.00	\$ 0.00	\$ 57,341.00	0.00
FUNC 3310 LAW ENFORCEMENT ADMINISTRATION							
51.1100	SALARIES AND WAGES-REGULAR EMPL	\$ 1,085,819.00	\$ 0.00	\$ 0.00	\$ 0.00	\$ 1,085,819.00	0.00
51.1300	SALARIES AND WAGES-OVERTIME	\$ 31,500.00	\$ 0.00	\$ 0.00	\$ 0.00	\$ 31,500.00	0.00
51.2100	EMPLOYEE BENEFITS-GROUP INSURAN	\$ 143,495.00	\$ 0.00	\$ 0.00	\$ 0.00	\$ 143,495.00	0.00
51.2200	EMPLOYEE BENEFITS-SOCIAL SECURI	\$ 69,274.00	\$ 0.00	\$ 0.00	\$ 0.00	\$ 69,274.00	0.00
51.2300	EMPLOYEE BENEFITS-MEDICARE	\$ 16,201.00	\$ 0.00	\$ 0.00	\$ 0.00	\$ 16,201.00	0.00
51.2400	EMPLOYEE BENEFITS-RETIREMENT CO	\$ 122,945.00	\$ 0.00	\$ 0.00	\$ 0.00	\$ 122,945.00	0.00
51.2700	EMPLOYEE BENEFITS-WORKERS' COMP	\$ 30,684.00	\$ 0.00	\$ 0.00	\$ 0.00	\$ 30,684.00	0.00
52.1200	PROFESSIONAL SERVICES	\$ 1,500.00	\$ 0.00	\$ 0.00	\$ 0.00	\$ 1,500.00	0.00
52.1300	TECHNICAL SERVICES	\$ 24,882.00	\$ 0.00	\$ 0.00	\$ 0.00	\$ 24,882.00	0.00
52.2200	REPAIRS AND MAINTENANCE	\$ 67,200.00	\$ 0.00	\$ 0.00	\$ 0.00	\$ 67,200.00	0.00
52.3200	COMMUNICATIONS	\$ 55,000.00	\$ 0.00	\$ 0.00	\$ 0.00	\$ 55,000.00	0.00
52.3300	ADVERTISING	\$ 1,950.00	\$ 0.00	\$ 0.00	\$ 0.00	\$ 1,950.00	0.00
52.3400	PRINTING AND BINDING	\$ 700.00	\$ 0.00	\$ 0.00	\$ 0.00	\$ 700.00	0.00
52.3600	DUES AND FEES	\$ 13,030.00	\$ 0.00	\$ 0.00	\$ 0.00	\$ 13,030.00	0.00
52.3850	CONTRACT LABOR	\$ 2,200.00	\$ 0.00	\$ 0.00	\$ 0.00	\$ 2,200.00	0.00
53.1100	GENERAL SUPPLIES AND MATERIALS	\$ 26,200.00	\$ 0.00	\$ 0.00	\$ 0.00	\$ 26,200.00	0.00
53.1270	ENERGY-GASOLINE	\$ 120,000.00	\$ 0.00	\$ 0.00	\$ 0.00	\$ 120,000.00	0.00
53.1400	BOOKS AND PERIODICALS	\$ 500.00	\$ 0.00	\$ 0.00	\$ 0.00	\$ 500.00	0.00
53.1600	SMALL EQUIPMENT	\$ 2,435.00	\$ 0.00	\$ 0.00	\$ 0.00	\$ 2,435.00	0.00
53.1700	OTHER SUPPLIES	\$ 9,600.00	\$ 0.00	\$ 0.00	\$ 0.00	\$ 9,600.00	0.00
54.2200	VEHICLES	\$ 15,000.00	\$ 0.00	\$ 0.00	\$ 0.00	\$ 15,000.00	0.00
3310	LAW ENFORCEMENT ADMINISTRATION	\$ 1,840,115.00	\$ 0.00	\$ 0.00	\$ 0.00	\$ 1,840,115.00	0.00
FUNC 3326 JAIL OPERATIONS							
51.1100	SALARIES AND WAGES-REGULAR EMPL	\$ 640,220.00	\$ 0.00	\$ 0.00	\$ 0.00	\$ 640,220.00	0.00
51.1300	SALARIES AND WAGES-OVERTIME	\$ 10,000.00	\$ 0.00	\$ 0.00	\$ 0.00	\$ 10,000.00	0.00
51.2100	EMPLOYEE BENEFITS-GROUP INSURAN	\$ 131,182.00	\$ 0.00	\$ 0.00	\$ 0.00	\$ 131,182.00	0.00
51.2200	EMPLOYEE BENEFITS-SOCIAL SECURI	\$ 40,314.00	\$ 0.00	\$ 0.00	\$ 0.00	\$ 40,314.00	0.00
51.2300	EMPLOYEE BENEFITS-MEDICARE	\$ 9,428.00	\$ 0.00	\$ 0.00	\$ 0.00	\$ 9,428.00	0.00
51.2400	EMPLOYEE BENEFITS-RETIREMENT CO	\$ 59,369.00	\$ 0.00	\$ 0.00	\$ 0.00	\$ 59,369.00	0.00
51.2700	EMPLOYEE BENEFITS-WORKERS' COMP	\$ 20,197.00	\$ 0.00	\$ 0.00	\$ 0.00	\$ 20,197.00	0.00
52.1200	PROFESSIONAL SERVICES	\$ 170,000.00	\$ 0.00	\$ 0.00	\$ 0.00	\$ 170,000.00	0.00
52.1300	TECHNICAL SERVICES	\$ 6,986.00	\$ 0.00	\$ 0.00	\$ 0.00	\$ 6,986.00	0.00
52.2200	REPAIRS AND MAINTENANCE	\$ 12,000.00	\$ 0.00	\$ 0.00	\$ 0.00	\$ 12,000.00	0.00
52.3100	INSURANCE OTHER THAN EMPLOYEE B	\$ 15,045.00	\$ 0.00	\$ 0.00	\$ 0.00	\$ 15,045.00	0.00
52.3600	DUES AND FEES	\$ 300.00	\$ 0.00	\$ 0.00	\$ 0.00	\$ 300.00	0.00

MORGAN COUNTY GOVERNMENT
 FD-FUNC-CLSOBJ EXPENDITURE BUDGET REPORT
 for Fiscal Year 2013 (2012-2013 FISCAL YEAR)
 Executed By: Isayer

Page: 6
 Date: 06/28/12
 Time: 12:21:42

Code	Description	Appropriations	Est. Actual Expenditures	Expenditures For PRE-YEAR	Expenditures Year-to-Date	Available Balance	Percent Used
53.1100	GENERAL SUPPLIES AND MATERIALS	\$ 40,000.00	\$ 0.00	\$ 0.00	\$ 0.00	\$ 40,000.00	0.00
53.1210	ENERGY-WATER/SEWERAGE	\$ 26,500.00	\$ 0.00	\$ 0.00	\$ 0.00	\$ 26,500.00	0.00
53.1220	ENERGY-NATURAL GAS	\$ 27,630.00	\$ 0.00	\$ 0.00	\$ 0.00	\$ 27,630.00	0.00
53.1230	ENERGY-ELECTRICITY	\$ 167,000.00	\$ 0.00	\$ 0.00	\$ 0.00	\$ 167,000.00	0.00
53.1270	ENERGY-GASOLINE	\$ 2,000.00	\$ 0.00	\$ 0.00	\$ 0.00	\$ 2,000.00	0.00
53.1300	FOOD	\$ 164,513.00	\$ 0.00	\$ 0.00	\$ 0.00	\$ 164,513.00	0.00
53.1400	BOOKS AND PERIODICALS	\$ 9,700.00	\$ 0.00	\$ 0.00	\$ 0.00	\$ 9,700.00	0.00
53.1600	SMALL EQUIPMENT	\$ 7,000.00	\$ 0.00	\$ 0.00	\$ 0.00	\$ 7,000.00	0.00
3326	JAIL OPERATIONS	\$ 1,559,384.00	\$ 0.00	\$ 0.00	\$ 0.00	\$ 1,559,384.00	0.00
FUNC 3500 FIRE							
51.1100	SALARIES AND WAGES-REGULAR EMPL	\$ 242,000.00	\$ 0.00	\$ 0.00	\$ 0.00	\$ 242,000.00	0.00
51.1101	SALARIES AND WAGES-TRAINING PAY	\$ 4,350.00	\$ 0.00	\$ 0.00	\$ 0.00	\$ 4,350.00	0.00
51.1500	VOLUNTEER EMPLOYEES	\$ 36,200.00	\$ 0.00	\$ 0.00	\$ 0.00	\$ 36,200.00	0.00
51.2100	EMPLOYEE BENEFITS-GROUP INSURAN	\$ 39,192.00	\$ 0.00	\$ 0.00	\$ 0.00	\$ 39,192.00	0.00
51.2200	EMPLOYEE BENEFITS-SOCIAL SECURI	\$ 17,212.00	\$ 0.00	\$ 0.00	\$ 0.00	\$ 17,212.00	0.00
51.2300	EMPLOYEE BENEFITS-MEDICARE	\$ 4,025.00	\$ 0.00	\$ 0.00	\$ 0.00	\$ 4,025.00	0.00
51.2400	EMPLOYEE BENEFITS-RETIREMENT CO	\$ 28,170.00	\$ 0.00	\$ 0.00	\$ 0.00	\$ 28,170.00	0.00
51.2700	EMPLOYEE BENEFITS-WORKERS' COMP	\$ 6,000.00	\$ 0.00	\$ 0.00	\$ 0.00	\$ 6,000.00	0.00
52.1200	PROFESSIONAL SERVICES	\$ 5,000.00	\$ 0.00	\$ 0.00	\$ 0.00	\$ 5,000.00	0.00
52.2200	REPAIRS AND MAINTENANCE	\$ 35,500.00	\$ 0.00	\$ 0.00	\$ 0.00	\$ 35,500.00	0.00
52.3100	INSURANCE OTHER THAN EMPLOYEE B	\$ 4,939.00	\$ 0.00	\$ 0.00	\$ 0.00	\$ 4,939.00	0.00
52.3200	COMMUNICATIONS	\$ 15,000.00	\$ 0.00	\$ 0.00	\$ 0.00	\$ 15,000.00	0.00
52.3600	DUES AND FEES	\$ 3,000.00	\$ 0.00	\$ 0.00	\$ 0.00	\$ 3,000.00	0.00
52.3850	CONTRACT LABOR	\$ 2,000.00	\$ 0.00	\$ 0.00	\$ 0.00	\$ 2,000.00	0.00
53.1100	GENERAL SUPPLIES AND MATERIALS	\$ 34,100.00	\$ 0.00	\$ 0.00	\$ 0.00	\$ 34,100.00	0.00
53.1210	ENERGY-WATER/SEWERAGE	\$ 650.00	\$ 0.00	\$ 0.00	\$ 0.00	\$ 650.00	0.00
53.1220	ENERGY-NATURAL GAS	\$ 2,950.00	\$ 0.00	\$ 0.00	\$ 0.00	\$ 2,950.00	0.00
53.1230	ENERGY-ELECTRICITY	\$ 32,000.00	\$ 0.00	\$ 0.00	\$ 0.00	\$ 32,000.00	0.00
53.1240	ENERGY-BOTTLED GAS	\$ 21,000.00	\$ 0.00	\$ 0.00	\$ 0.00	\$ 21,000.00	0.00
53.1270	ENERGY-GASOLINE	\$ 26,500.00	\$ 0.00	\$ 0.00	\$ 0.00	\$ 26,500.00	0.00
53.1300	FOOD	\$ 1,000.00	\$ 0.00	\$ 0.00	\$ 0.00	\$ 1,000.00	0.00
53.1400	BOOKS AND PERIODICALS	\$ 4,000.00	\$ 0.00	\$ 0.00	\$ 0.00	\$ 4,000.00	0.00
53.1600	SMALL EQUIPMENT	\$ 11,000.00	\$ 0.00	\$ 0.00	\$ 0.00	\$ 11,000.00	0.00
53.1700	OTHER SUPPLIES	\$ 22,000.00	\$ 0.00	\$ 0.00	\$ 0.00	\$ 22,000.00	0.00
3500	FIRE	\$ 597,788.00	\$ 0.00	\$ 0.00	\$ 0.00	\$ 597,788.00	0.00
FUNC 3600 EMERGENCY MEDICAL SERVICES (EMS)							
52.1300	TECHNICAL SERVICES	\$ 287,005.00	\$ 0.00	\$ 0.00	\$ 0.00	\$ 287,005.00	0.00
53.1270	ENERGY-GASOLINE	\$ 23,500.00	\$ 0.00	\$ 0.00	\$ 0.00	\$ 23,500.00	0.00
3600	EMERGENCY MEDICAL SERVICES (EMS)	\$ 310,505.00	\$ 0.00	\$ 0.00	\$ 0.00	\$ 310,505.00	0.00
FUNC 3700 CORONER/MEDICAL EXAMINER							
51.1100	SALARIES AND WAGES-REGULAR EMPL	\$ 13,258.00	\$ 0.00	\$ 0.00	\$ 0.00	\$ 13,258.00	0.00
51.2200	EMPLOYEE BENEFITS-SOCIAL SECURI	\$ 1,014.00	\$ 0.00	\$ 0.00	\$ 0.00	\$ 1,014.00	0.00
51.2300	EMPLOYEE BENEFITS-MEDICARE	\$ 186.00	\$ 0.00	\$ 0.00	\$ 0.00	\$ 186.00	0.00
51.2400	EMPLOYEE BENEFITS-RETIREMENT CO	\$ 1,057.00	\$ 0.00	\$ 0.00	\$ 0.00	\$ 1,057.00	0.00
51.2700	EMPLOYEE BENEFITS-WORKERS' COMP	\$ 375.00	\$ 0.00	\$ 0.00	\$ 0.00	\$ 375.00	0.00
52.1200	PROFESSIONAL SERVICES	\$ 3,000.00	\$ 0.00	\$ 0.00	\$ 0.00	\$ 3,000.00	0.00
52.3200	COMMUNICATIONS	\$ 300.00	\$ 0.00	\$ 0.00	\$ 0.00	\$ 300.00	0.00
52.3300	ADVERTISING	\$ 128.00	\$ 0.00	\$ 0.00	\$ 0.00	\$ 128.00	0.00
52.3600	DUES AND FEES	\$ 150.00	\$ 0.00	\$ 0.00	\$ 0.00	\$ 150.00	0.00
53.1100	GENERAL SUPPLIES AND MATERIALS	\$ 1,300.00	\$ 0.00	\$ 0.00	\$ 0.00	\$ 1,300.00	0.00
3700	CORONER/MEDICAL EXAMINER	\$ 20,768.00	\$ 0.00	\$ 0.00	\$ 0.00	\$ 20,768.00	0.00
FUNC 3910 ANIMAL CONTROL							
51.1100	SALARIES AND WAGES-REGULAR EMPL	\$ 114,727.00	\$ 0.00	\$ 0.00	\$ 0.00	\$ 114,727.00	0.00
51.2100	EMPLOYEE BENEFITS-GROUP INSURAN	\$ 17,542.00	\$ 0.00	\$ 0.00	\$ 0.00	\$ 17,542.00	0.00
51.2200	EMPLOYEE BENEFITS-SOCIAL SECURI	\$ 7,114.00	\$ 0.00	\$ 0.00	\$ 0.00	\$ 7,114.00	0.00
51.2300	EMPLOYEE BENEFITS-MEDICARE	\$ 1,664.00	\$ 0.00	\$ 0.00	\$ 0.00	\$ 1,664.00	0.00
51.2400	EMPLOYEE BENEFITS-RETIREMENT CO	\$ 9,649.00	\$ 0.00	\$ 0.00	\$ 0.00	\$ 9,649.00	0.00
51.2700	EMPLOYEE BENEFITS-WORKERS' COMP	\$ 4,500.00	\$ 0.00	\$ 0.00	\$ 0.00	\$ 4,500.00	0.00
52.1200	PROFESSIONAL SERVICES	\$ 22,000.00	\$ 0.00	\$ 0.00	\$ 0.00	\$ 22,000.00	0.00
52.1300	TECHNICAL SERVICES	\$ 480.00	\$ 0.00	\$ 0.00	\$ 0.00	\$ 480.00	0.00

MORGAN COUNTY GOVERNMENT
 FD-FUNC-CLSOBJ EXPENDITURE BUDGET REPORT
 for Fiscal Year 2013 (2012-2013 FISCAL YEAR)
 Executed By: lsayer

Page: 7
 Date: 06/28/12
 Time: 12:21:42

Code	Description	Appropriations	Est. Actual Expenditures	Expenditures For PRE-YEAR	Expenditures Year-to-Date	Available Balance	Percent Used
52.2200	REPAIRS AND MAINTENANCE	\$ 1,200.00	\$ 0.00	\$ 0.00	\$ 0.00	\$ 1,200.00	0.00
52.3200	COMMUNICATIONS	\$ 5,450.00	\$ 0.00	\$ 0.00	\$ 0.00	\$ 5,450.00	0.00
52.3600	DUES AND FEES	\$ 200.00	\$ 0.00	\$ 0.00	\$ 0.00	\$ 200.00	0.00
53.1100	GENERAL SUPPLIES AND MATERIALS	\$ 16,500.00	\$ 0.00	\$ 0.00	\$ 0.00	\$ 16,500.00	0.00
53.1210	ENERGY-WATER/SEWERAGE	\$ 800.00	\$ 0.00	\$ 0.00	\$ 0.00	\$ 800.00	0.00
53.1230	ENERGY-ELECTRICITY	\$ 6,500.00	\$ 0.00	\$ 0.00	\$ 0.00	\$ 6,500.00	0.00
53.1240	ENERGY-BOTTLED GAS	\$ 13,500.00	\$ 0.00	\$ 0.00	\$ 0.00	\$ 13,500.00	0.00
53.1270	ENERGY-GASOLINE	\$ 2,000.00	\$ 0.00	\$ 0.00	\$ 0.00	\$ 2,000.00	0.00
3910	ANIMAL CONTROL	\$ 223,826.00	\$ 0.00	\$ 0.00	\$ 0.00	\$ 223,826.00	0.00
FUNC 3920 EMERGENCY MANAGEMENT							
51.1100	SALARIES AND WAGES-REGULAR EMPL	\$ 38,470.00	\$ 0.00	\$ 0.00	\$ 0.00	\$ 38,470.00	0.00
51.2200	EMPLOYEE BENEFITS-SOCIAL SECURI	\$ 2,385.00	\$ 0.00	\$ 0.00	\$ 0.00	\$ 2,385.00	0.00
51.2300	EMPLOYEE BENEFITS-MEDICARE	\$ 558.00	\$ 0.00	\$ 0.00	\$ 0.00	\$ 558.00	0.00
51.2400	EMPLOYEE BENEFITS-RETIREMENT CO	\$ 5,994.00	\$ 0.00	\$ 0.00	\$ 0.00	\$ 5,994.00	0.00
51.2700	EMPLOYEE BENEFITS-WORKERS' COMP	\$ 576.00	\$ 0.00	\$ 0.00	\$ 0.00	\$ 576.00	0.00
52.1200	PROFESSIONAL SERVICES	\$ 4,000.00	\$ 0.00	\$ 0.00	\$ 0.00	\$ 4,000.00	0.00
52.2200	REPAIRS AND MAINTENANCE	\$ 2,000.00	\$ 0.00	\$ 0.00	\$ 0.00	\$ 2,000.00	0.00
52.3200	COMMUNICATIONS	\$ 3,500.00	\$ 0.00	\$ 0.00	\$ 0.00	\$ 3,500.00	0.00
52.3300	ADVERTISING	\$ 600.00	\$ 0.00	\$ 0.00	\$ 0.00	\$ 600.00	0.00
52.3600	DUES AND FEES	\$ 75.00	\$ 0.00	\$ 0.00	\$ 0.00	\$ 75.00	0.00
53.1100	GENERAL SUPPLIES AND MATERIALS	\$ 2,500.00	\$ 0.00	\$ 0.00	\$ 0.00	\$ 2,500.00	0.00
53.1270	ENERGY-GASOLINE	\$ 2,500.00	\$ 0.00	\$ 0.00	\$ 0.00	\$ 2,500.00	0.00
3920	EMERGENCY MANAGEMENT	\$ 63,158.00	\$ 0.00	\$ 0.00	\$ 0.00	\$ 63,158.00	0.00
FUNC 4200 HIGHWAYS AND STREETS							
51.1100	SALARIES AND WAGES-REGULAR EMPL	\$ 619,219.00	\$ 0.00	\$ 0.00	\$ 0.00	\$ 619,219.00	0.00
51.1300	SALARIES AND WAGES-OVERTIME	\$ 4,500.00	\$ 0.00	\$ 0.00	\$ 0.00	\$ 4,500.00	0.00
51.2100	EMPLOYEE BENEFITS-GROUP INSURAN	\$ 119,379.00	\$ 0.00	\$ 0.00	\$ 0.00	\$ 119,379.00	0.00
51.2200	EMPLOYEE BENEFITS-SOCIAL SECURI	\$ 38,671.00	\$ 0.00	\$ 0.00	\$ 0.00	\$ 38,671.00	0.00
51.2300	EMPLOYEE BENEFITS-MEDICARE	\$ 9,044.00	\$ 0.00	\$ 0.00	\$ 0.00	\$ 9,044.00	0.00
51.2400	EMPLOYEE BENEFITS-RETIREMENT CO	\$ 79,310.00	\$ 0.00	\$ 0.00	\$ 0.00	\$ 79,310.00	0.00
51.2700	EMPLOYEE BENEFITS-WORKERS' COMP	\$ 35,000.00	\$ 0.00	\$ 0.00	\$ 0.00	\$ 35,000.00	0.00
52.1200	PROFESSIONAL SERVICES	\$ 41,000.00	\$ 0.00	\$ 0.00	\$ 0.00	\$ 41,000.00	0.00
52.2200	REPAIRS AND MAINTENANCE	\$ 69,000.00	\$ 0.00	\$ 0.00	\$ 0.00	\$ 69,000.00	0.00
52.3200	COMMUNICATIONS	\$ 7,800.00	\$ 0.00	\$ 0.00	\$ 0.00	\$ 7,800.00	0.00
52.3850	CONTRACT LABOR	\$ 1,000.00	\$ 0.00	\$ 0.00	\$ 0.00	\$ 1,000.00	0.00
53.1100	GENERAL SUPPLIES AND MATERIALS	\$ 35,000.00	\$ 0.00	\$ 0.00	\$ 0.00	\$ 35,000.00	0.00
53.1106	TIRES & TUBES	\$ 20,000.00	\$ 0.00	\$ 0.00	\$ 0.00	\$ 20,000.00	0.00
53.1270	ENERGY-GASOLINE	\$ 160,000.00	\$ 0.00	\$ 0.00	\$ 0.00	\$ 160,000.00	0.00
53.1700	OTHER SUPPLIES - UNIFORMS	\$ 14,000.00	\$ 0.00	\$ 0.00	\$ 0.00	\$ 14,000.00	0.00
4200	HIGHWAYS AND STREETS	\$ 1,252,923.00	\$ 0.00	\$ 0.00	\$ 0.00	\$ 1,252,923.00	0.00
FUNC 4900 MAINTENANCE AND SHOP							
51.1100	SALARIES AND WAGES-REGULAR EMPL	\$ 70,883.00	\$ 0.00	\$ 0.00	\$ 0.00	\$ 70,883.00	0.00
51.2100	EMPLOYEE BENEFITS-GROUP INSURAN	\$ 12,042.00	\$ 0.00	\$ 0.00	\$ 0.00	\$ 12,042.00	0.00
51.2200	EMPLOYEE BENEFITS-SOCIAL SECURI	\$ 4,395.00	\$ 0.00	\$ 0.00	\$ 0.00	\$ 4,395.00	0.00
51.2300	EMPLOYEE BENEFITS-MEDICARE	\$ 1,028.00	\$ 0.00	\$ 0.00	\$ 0.00	\$ 1,028.00	0.00
51.2400	EMPLOYEE BENEFITS-RETIREMENT CO	\$ 6,442.00	\$ 0.00	\$ 0.00	\$ 0.00	\$ 6,442.00	0.00
51.2700	EMPLOYEE BENEFITS-WORKERS' COMP	\$ 3,663.00	\$ 0.00	\$ 0.00	\$ 0.00	\$ 3,663.00	0.00
52.2200	REPAIRS AND MAINTENANCE	\$ 4,000.00	\$ 0.00	\$ 0.00	\$ 0.00	\$ 4,000.00	0.00
52.2320	RENTAL OF EQUIPMENT AND VEHICLE	\$ 750.00	\$ 0.00	\$ 0.00	\$ 0.00	\$ 750.00	0.00
52.3850	CONTRACT LABOR	\$ 250.00	\$ 0.00	\$ 0.00	\$ 0.00	\$ 250.00	0.00
53.1100	GENERAL SUPPLIES AND MATERIALS	\$ 12,780.00	\$ 0.00	\$ 0.00	\$ 0.00	\$ 12,780.00	0.00
4900	MAINTENANCE AND SHOP	\$ 116,233.00	\$ 0.00	\$ 0.00	\$ 0.00	\$ 116,233.00	0.00
FUNC 5100 HEALTH							
57.2000	PAYMENTS TO OTHER AGENCIES	\$ 700,000.00	\$ 0.00	\$ 0.00	\$ 0.00	\$ 700,000.00	0.00
57.2001	PAYMENTS TO OTHER AGENCIES-HD	\$ 180,339.00	\$ 0.00	\$ 0.00	\$ 0.00	\$ 180,339.00	0.00
57.2002	PAYMENTS TO OTHER AGENCIES-OTHE	\$ 22,200.00	\$ 0.00	\$ 0.00	\$ 0.00	\$ 22,200.00	0.00
5100	HEALTH	\$ 902,539.00	\$ 0.00	\$ 0.00	\$ 0.00	\$ 902,539.00	0.00
FUNC 5400 WELFARE							

MORGAN COUNTY GOVERNMENT
 FD-FUNC-CLSOBJ EXPENDITURE BUDGET REPORT
 for Fiscal Year 2013 (2012-2013 FISCAL YEAR)
 Executed By: lsayer

Page: 8
 Date: 06/28/12
 Time: 12:21:42

Code	Description	Appropriations	Est. Actual Expenditures	Expenditures For PRE-YEAR	Expenditures Year-to-Date	Available Balance	Percent Used
57.2000	PAYMENTS TO OTHER AGENCIES	\$ 43,002.00	\$ 0.00	\$ 0.00	\$ 0.00	\$ 43,002.00	0.00
FUNC 5520 SENIOR CITIZENS CENTER							
51.1100	SALARIES AND WAGES-REGULAR EMPL	\$ 136,520.00	\$ 0.00	\$ 0.00	\$ 0.00	\$ 136,520.00	0.00
51.2100	EMPLOYEE BENEFITS-GROUP INSURAN	\$ 11,521.00	\$ 0.00	\$ 0.00	\$ 0.00	\$ 11,521.00	0.00
51.2200	EMPLOYEE BENEFITS-SOCIAL SECURI	\$ 8,464.00	\$ 0.00	\$ 0.00	\$ 0.00	\$ 8,464.00	0.00
51.2300	EMPLOYEE BENEFITS-MEDICARE	\$ 1,980.00	\$ 0.00	\$ 0.00	\$ 0.00	\$ 1,980.00	0.00
51.2400	EMPLOYEE BENEFITS-RETIREMENT CO	\$ 17,183.00	\$ 0.00	\$ 0.00	\$ 0.00	\$ 17,183.00	0.00
51.2700	EMPLOYEE BENEFITS-WORKERS' COMP	\$ 650.00	\$ 0.00	\$ 0.00	\$ 0.00	\$ 650.00	0.00
52.2100	CLEANING SERVICES	\$ 710.00	\$ 0.00	\$ 0.00	\$ 0.00	\$ 710.00	0.00
52.2200	REPAIRS AND MAINTENANCE	\$ 1,160.00	\$ 0.00	\$ 0.00	\$ 0.00	\$ 1,160.00	0.00
52.3200	COMMUNICATIONS	\$ 4,300.00	\$ 0.00	\$ 0.00	\$ 0.00	\$ 4,300.00	0.00
52.3300	ADVERTISING	\$ 100.00	\$ 0.00	\$ 0.00	\$ 0.00	\$ 100.00	0.00
52.3600	DUES AND FEES	\$ 30.00	\$ 0.00	\$ 0.00	\$ 0.00	\$ 30.00	0.00
53.1100	GENERAL SUPPLIES AND MATERIALS	\$ 750.00	\$ 0.00	\$ 0.00	\$ 0.00	\$ 750.00	0.00
53.1210	ENERGY-WATER/SEWERAGE	\$ 960.00	\$ 0.00	\$ 0.00	\$ 0.00	\$ 960.00	0.00
53.1220	ENERGY-NATURAL GAS	\$ 720.00	\$ 0.00	\$ 0.00	\$ 0.00	\$ 720.00	0.00
53.1230	ENERGY-ELECTRICITY	\$ 10,800.00	\$ 0.00	\$ 0.00	\$ 0.00	\$ 10,800.00	0.00
53.1270	ENERGY-GASOLINE	\$ 3,100.00	\$ 0.00	\$ 0.00	\$ 0.00	\$ 3,100.00	0.00
53.1300	FOOD	\$ 62,700.00	\$ 0.00	\$ 0.00	\$ 0.00	\$ 62,700.00	0.00
5520	SENIOR CITIZENS CENTER	\$ 261,648.00	\$ 0.00	\$ 0.00	\$ 0.00	\$ 261,648.00	0.00
FUNC 5540 TRANSPORTATION SERVICES							
51.1100	SALARIES AND WAGES-REGULAR EMPL	\$ 117,920.00	\$ 0.00	\$ 0.00	\$ 0.00	\$ 117,920.00	0.00
51.2100	EMPLOYEE BENEFITS-GROUP INSURAN	\$ 28,020.00	\$ 0.00	\$ 0.00	\$ 0.00	\$ 28,020.00	0.00
51.2200	EMPLOYEE BENEFITS-SOCIAL SECURI	\$ 7,311.00	\$ 0.00	\$ 0.00	\$ 0.00	\$ 7,311.00	0.00
51.2300	EMPLOYEE BENEFITS-MEDICARE	\$ 1,710.00	\$ 0.00	\$ 0.00	\$ 0.00	\$ 1,710.00	0.00
51.2400	EMPLOYEE BENEFITS-RETIREMENT CO	\$ 18,306.00	\$ 0.00	\$ 0.00	\$ 0.00	\$ 18,306.00	0.00
51.2700	EMPLOYEE BENEFITS-WORKERS' COMP	\$ 6,000.00	\$ 0.00	\$ 0.00	\$ 0.00	\$ 6,000.00	0.00
52.1200	PROFESSIONAL SERVICES	\$ 450.00	\$ 0.00	\$ 0.00	\$ 0.00	\$ 450.00	0.00
52.2200	REPAIRS AND MAINTENANCE	\$ 8,500.00	\$ 0.00	\$ 0.00	\$ 0.00	\$ 8,500.00	0.00
52.3200	COMMUNICATIONS	\$ 4,356.00	\$ 0.00	\$ 0.00	\$ 0.00	\$ 4,356.00	0.00
52.3300	ADVERTISING	\$ 30.00	\$ 0.00	\$ 0.00	\$ 0.00	\$ 30.00	0.00
53.1100	GENERAL SUPPLIES AND MATERIALS	\$ 2,500.00	\$ 0.00	\$ 0.00	\$ 0.00	\$ 2,500.00	0.00
53.1210	ENERGY-WATER/SEWERAGE	\$ 600.00	\$ 0.00	\$ 0.00	\$ 0.00	\$ 600.00	0.00
53.1220	ENERGY-NATURAL GAS	\$ 420.00	\$ 0.00	\$ 0.00	\$ 0.00	\$ 420.00	0.00
53.1230	ENERGY-ELECTRICITY	\$ 3,600.00	\$ 0.00	\$ 0.00	\$ 0.00	\$ 3,600.00	0.00
53.1270	ENERGY-GASOLINE	\$ 48,000.00	\$ 0.00	\$ 0.00	\$ 0.00	\$ 48,000.00	0.00
5540	TRANSPORTATION SERVICES	\$ 247,723.00	\$ 0.00	\$ 0.00	\$ 0.00	\$ 247,723.00	0.00
FUNC 6120 PARTICIPANT RECREATION							
52.3850	CONTRACT LABOR	\$ 16,000.00	\$ 0.00	\$ 0.00	\$ 0.00	\$ 16,000.00	0.00
53.1100	GENERAL SUPPLIES AND MATERIALS	\$ 41,500.00	\$ 0.00	\$ 0.00	\$ 0.00	\$ 41,500.00	0.00
6120	PARTICIPANT RECREATION	\$ 57,500.00	\$ 0.00	\$ 0.00	\$ 0.00	\$ 57,500.00	0.00
FUNC 6124 SWIMMING POOLS							
52.1300	TECHNICAL SERVICES	\$ 11,500.00	\$ 0.00	\$ 0.00	\$ 0.00	\$ 11,500.00	0.00
52.2200	REPAIRS AND MAINTENANCE	\$ 1,500.00	\$ 0.00	\$ 0.00	\$ 0.00	\$ 1,500.00	0.00
52.3200	COMMUNICATIONS	\$ 1,500.00	\$ 0.00	\$ 0.00	\$ 0.00	\$ 1,500.00	0.00
52.3600	DUES AND FEES	\$ 4,000.00	\$ 0.00	\$ 0.00	\$ 0.00	\$ 4,000.00	0.00
52.3850	CONTRACT LABOR	\$ 10,000.00	\$ 0.00	\$ 0.00	\$ 0.00	\$ 10,000.00	0.00
53.1100	GENERAL SUPPLIES AND MATERIALS	\$ 7,500.00	\$ 0.00	\$ 0.00	\$ 0.00	\$ 7,500.00	0.00
53.1210	ENERGY-WATER/SEWERAGE	\$ 6,000.00	\$ 0.00	\$ 0.00	\$ 0.00	\$ 6,000.00	0.00
53.1220	ENERGY-NATURAL GAS	\$ 1,750.00	\$ 0.00	\$ 0.00	\$ 0.00	\$ 1,750.00	0.00
53.1230	ENERGY-ELECTRICITY	\$ 46,000.00	\$ 0.00	\$ 0.00	\$ 0.00	\$ 46,000.00	0.00
6124	SWIMMING POOLS	\$ 89,750.00	\$ 0.00	\$ 0.00	\$ 0.00	\$ 89,750.00	0.00
FUNC 6125 ADULT PARTICIPANT RECREATION							
52.3850	CONTRACT LABOR	\$ 7,500.00	\$ 0.00	\$ 0.00	\$ 0.00	\$ 7,500.00	0.00
53.1100	GENERAL SUPPLIES AND MATERIALS	\$ 8,000.00	\$ 0.00	\$ 0.00	\$ 0.00	\$ 8,000.00	0.00
6125	ADULT PARTICIPANT RECREATION	\$ 15,500.00	\$ 0.00	\$ 0.00	\$ 0.00	\$ 15,500.00	0.00
FUNC 6190 SPECIAL FACILITIES AND ACTIVITIES							

MORGAN COUNTY GOVERNMENT
 FD-FUNC-CLSOBJ EXPENDITURE BUDGET REPORT
 for Fiscal Year 2013 (2012-2013 FISCAL YEAR)
 Executed By: laayer

Page: 9
 Date: 06/28/12
 Time: 12:21:42

Code	Description	Appropriations	Est. Actual Expenditures	Expenditures For PRE-YEAR	Expenditures Year-to-Date	Available Balance	Percent Used
52.3850	CONTRACT LABOR	\$ 50,200.00	\$ 0.00	\$ 0.00	\$ 0.00	\$ 50,200.00	0.00
53.1100	GENERAL SUPPLIES AND MATERIALS	\$ 7,240.00	\$ 0.00	\$ 0.00	\$ 0.00	\$ 7,240.00	0.00
6190	SPECIAL FACILITIES AND ACTIVITI	\$ 57,440.00	\$ 0.00	\$ 0.00	\$ 0.00	\$ 57,440.00	0.00
FUNC 6200 PARKS							
51.1100	SALARIES AND WAGES-REGULAR EMPL	\$ 286,668.00	\$ 0.00	\$ 0.00	\$ 0.00	\$ 286,668.00	0.00
51.1200	SALARIES AND WAGES-TEMPORARY EM	\$ 21,000.00	\$ 0.00	\$ 0.00	\$ 0.00	\$ 21,000.00	0.00
51.2100	EMPLOYEE BENEFITS-GROUP INSURAN	\$ 45,561.00	\$ 0.00	\$ 0.00	\$ 0.00	\$ 45,561.00	0.00
51.2200	EMPLOYEE BENEFITS-SOCIAL SECURI	\$ 17,774.00	\$ 0.00	\$ 0.00	\$ 0.00	\$ 17,774.00	0.00
51.2300	EMPLOYEE BENEFITS-MEDICARE	\$ 4,158.00	\$ 0.00	\$ 0.00	\$ 0.00	\$ 4,158.00	0.00
51.2400	EMPLOYEE BENEFITS-RETIREMENT CO	\$ 33,346.00	\$ 0.00	\$ 0.00	\$ 0.00	\$ 33,346.00	0.00
51.2700	EMPLOYEE BENEFITS-WORKERS' COMP	\$ 10,000.00	\$ 0.00	\$ 0.00	\$ 0.00	\$ 10,000.00	0.00
52.1300	TECHNICAL SERVICES	\$ 2,000.00	\$ 0.00	\$ 0.00	\$ 0.00	\$ 2,000.00	0.00
52.2100	CLEANING SERVICES	\$ 5,760.00	\$ 0.00	\$ 0.00	\$ 0.00	\$ 5,760.00	0.00
52.2200	REPAIRS AND MAINTENANCE	\$ 15,150.00	\$ 0.00	\$ 0.00	\$ 0.00	\$ 15,150.00	0.00
52.2201	REPAIRS AND MAINTENANCE-EQUIPME	\$ 6,700.00	\$ 0.00	\$ 0.00	\$ 0.00	\$ 6,700.00	0.00
52.2202	REPAIRS AND MAINTENANCE-BUILDIN	\$ 10,000.00	\$ 0.00	\$ 0.00	\$ 0.00	\$ 10,000.00	0.00
52.2320	RENTAL OF EQUIPMENT AND VEHICLE	\$ 500.00	\$ 0.00	\$ 0.00	\$ 0.00	\$ 500.00	0.00
52.3200	COMMUNICATIONS	\$ 8,000.00	\$ 0.00	\$ 0.00	\$ 0.00	\$ 8,000.00	0.00
52.3300	ADVERTISING	\$ 250.00	\$ 0.00	\$ 0.00	\$ 0.00	\$ 250.00	0.00
52.3600	DUES AND FEES	\$ 1,000.00	\$ 0.00	\$ 0.00	\$ 0.00	\$ 1,000.00	0.00
52.3850	CONTRACT LABOR	\$ 10,500.00	\$ 0.00	\$ 0.00	\$ 0.00	\$ 10,500.00	0.00
53.1100	GENERAL SUPPLIES AND MATERIALS	\$ 32,500.00	\$ 0.00	\$ 0.00	\$ 0.00	\$ 32,500.00	0.00
53.1210	ENERGY-WATER/SEWERAGE	\$ 4,000.00	\$ 0.00	\$ 0.00	\$ 0.00	\$ 4,000.00	0.00
53.1220	ENERGY-NATURAL GAS	\$ 1,500.00	\$ 0.00	\$ 0.00	\$ 0.00	\$ 1,500.00	0.00
53.1230	ENERGY-ELECTRICITY	\$ 30,250.00	\$ 0.00	\$ 0.00	\$ 0.00	\$ 30,250.00	0.00
53.1270	ENERGY-GASOLINE	\$ 5,000.00	\$ 0.00	\$ 0.00	\$ 0.00	\$ 5,000.00	0.00
53.1600	SMALL EQUIPMENT	\$ 1,000.00	\$ 0.00	\$ 0.00	\$ 0.00	\$ 1,000.00	0.00
53.1700	OTHER SUPPLIES	\$ 250.00	\$ 0.00	\$ 0.00	\$ 0.00	\$ 250.00	0.00
6200	PARKS	\$ 552,867.00	\$ 0.00	\$ 0.00	\$ 0.00	\$ 552,867.00	0.00
FUNC 6500 LIBRARIES							
57.1000	INTERGOVERNMENTAL	\$ 174,765.00	\$ 0.00	\$ 0.00	\$ 0.00	\$ 174,765.00	0.00
FUNC 7130 AGRICULTURAL RESOURCES							
52.1200	PROFESSIONAL SERVICES	\$ 75,569.00	\$ 0.00	\$ 0.00	\$ 0.00	\$ 75,569.00	0.00
52.2200	REPAIRS AND MAINTENANCE	\$ 900.00	\$ 0.00	\$ 0.00	\$ 0.00	\$ 900.00	0.00
52.3200	COMMUNICATIONS	\$ 3,050.00	\$ 0.00	\$ 0.00	\$ 0.00	\$ 3,050.00	0.00
52.3600	DUES AND FEES	\$ 300.00	\$ 0.00	\$ 0.00	\$ 0.00	\$ 300.00	0.00
53.1100	GENERAL SUPPLIES AND MATERIALS	\$ 2,000.00	\$ 0.00	\$ 0.00	\$ 0.00	\$ 2,000.00	0.00
7130	AGRICULTURAL RESOURCES	\$ 81,819.00	\$ 0.00	\$ 0.00	\$ 0.00	\$ 81,819.00	0.00
FUNC 7131 SOIL CONSERVATION							
51.1200	SALARIES AND WAGES-TEMPORARY EM	\$ 16,151.00	\$ 0.00	\$ 0.00	\$ 0.00	\$ 16,151.00	0.00
51.2200	EMPLOYEE BENEFITS-SOCIAL SECURI	\$ 1,236.00	\$ 0.00	\$ 0.00	\$ 0.00	\$ 1,236.00	0.00
51.2300	EMPLOYEE BENEFITS-MEDICARE	\$ 226.00	\$ 0.00	\$ 0.00	\$ 0.00	\$ 226.00	0.00
51.2700	EMPLOYEE BENEFITS-WORKERS' COMP	\$ 175.00	\$ 0.00	\$ 0.00	\$ 0.00	\$ 175.00	0.00
7131	SOIL CONSERVATION	\$ 17,788.00	\$ 0.00	\$ 0.00	\$ 0.00	\$ 17,788.00	0.00
FUNC 7140 FOREST RESOURCES							
57.2000	PAYMENTS TO OTHER AGENCIES	\$ 32,265.00	\$ 0.00	\$ 0.00	\$ 0.00	\$ 32,265.00	0.00
FUNC 7200 PROTECTIVE INSPECTION							
51.1100	SALARIES AND WAGES-REGULAR EMPL	\$ 136,242.00	\$ 0.00	\$ 0.00	\$ 0.00	\$ 136,242.00	0.00
51.2100	EMPLOYEE BENEFITS-GROUP INSURAN	\$ 17,542.00	\$ 0.00	\$ 0.00	\$ 0.00	\$ 17,542.00	0.00
51.2200	EMPLOYEE BENEFITS-SOCIAL SECURI	\$ 8,447.00	\$ 0.00	\$ 0.00	\$ 0.00	\$ 8,447.00	0.00
51.2300	EMPLOYEE BENEFITS-MEDICARE	\$ 1,976.00	\$ 0.00	\$ 0.00	\$ 0.00	\$ 1,976.00	0.00
51.2400	EMPLOYEE BENEFITS-RETIREMENT CO	\$ 19,672.00	\$ 0.00	\$ 0.00	\$ 0.00	\$ 19,672.00	0.00
51.2700	EMPLOYEE BENEFITS-WORKERS' COMP	\$ 750.00	\$ 0.00	\$ 0.00	\$ 0.00	\$ 750.00	0.00
52.2200	REPAIRS AND MAINTENANCE	\$ 3,420.00	\$ 0.00	\$ 0.00	\$ 0.00	\$ 3,420.00	0.00
52.2201	REPAIRS AND MAINTENANCE/VEHICLE	\$ 1,000.00	\$ 0.00	\$ 0.00	\$ 0.00	\$ 1,000.00	0.00
52.3200	COMMUNICATIONS	\$ 5,000.00	\$ 0.00	\$ 0.00	\$ 0.00	\$ 5,000.00	0.00
52.3400	PRINTING AND BINDING	\$ 300.00	\$ 0.00	\$ 0.00	\$ 0.00	\$ 300.00	0.00
52.3600	DUES AND FEES	\$ 1,700.00	\$ 0.00	\$ 0.00	\$ 0.00	\$ 1,700.00	0.00

MORGAN COUNTY GOVERNMENT
 FD-FUNC-CLSOBJ EXPENDITURE BUDGET REPORT
 for Fiscal Year 2013 (2012-2013 FISCAL YEAR)
 Executed By: lsayer

Page: 10
 Date: 06/28/12
 Time: 12:21:42

Code	Description	Appropriations	Est. Actual Expenditures	Expenditures For PRE-YEAR	Expenditures Year-to-Date	Available Balance	Percent Used
53.1100	GENERAL SUPPLIES AND MATERIALS	\$ 3,000.00	\$ 0.00	\$ 0.00	\$ 0.00	\$ 3,000.00	0.00
53.1270	ENERGY-GASOLINE	\$ 6,000.00	\$ 0.00	\$ 0.00	\$ 0.00	\$ 6,000.00	0.00
53.1400	BOOKS AND PERIODICALS	\$ 850.00	\$ 0.00	\$ 0.00	\$ 0.00	\$ 850.00	0.00
53.1700	OTHER SUPPLIES	\$ 600.00	\$ 0.00	\$ 0.00	\$ 0.00	\$ 600.00	0.00
7200	PROTECTIVE INSPECTION	\$ 206,499.00	\$ 0.00	\$ 0.00	\$ 0.00	\$ 206,499.00	0.00
FUNC 7400 PLANNING AND ZONING							
51.1100	SALARIES AND WAGES-REGULAR EMPL	\$ 58,762.00	\$ 0.00	\$ 0.00	\$ 0.00	\$ 58,762.00	0.00
51.1115	RESOURCE PRESERVATION	\$ 1,600.00	\$ 0.00	\$ 0.00	\$ 0.00	\$ 1,600.00	0.00
51.1116	PLANNING COMMISSION	\$ 13,804.00	\$ 0.00	\$ 0.00	\$ 0.00	\$ 13,804.00	0.00
51.2100	EMPLOYEE BENEFITS-GROUP INSURAN	\$ 17,020.00	\$ 0.00	\$ 0.00	\$ 0.00	\$ 17,020.00	0.00
51.2200	EMPLOYEE BENEFITS-SOCIAL SECURI	\$ 3,643.00	\$ 0.00	\$ 0.00	\$ 0.00	\$ 3,643.00	0.00
51.2300	EMPLOYEE BENEFITS-MEDICARE	\$ 852.00	\$ 0.00	\$ 0.00	\$ 0.00	\$ 852.00	0.00
51.2400	EMPLOYEE BENEFITS-RETIREMENT CO	\$ 10,103.00	\$ 0.00	\$ 0.00	\$ 0.00	\$ 10,103.00	0.00
51.2700	EMPLOYEE BENEFITS-WORKERS' COMP	\$ 1,225.00	\$ 0.00	\$ 0.00	\$ 0.00	\$ 1,225.00	0.00
52.1200	PROFESSIONAL SERVICES	\$ 2,000.00	\$ 0.00	\$ 0.00	\$ 0.00	\$ 2,000.00	0.00
52.2200	REPAIRS AND MAINTENANCE	\$ 3,520.00	\$ 0.00	\$ 0.00	\$ 0.00	\$ 3,520.00	0.00
52.3200	COMMUNICATIONS	\$ 7,450.00	\$ 0.00	\$ 0.00	\$ 0.00	\$ 7,450.00	0.00
52.3300	ADVERTISING	\$ 1,250.00	\$ 0.00	\$ 0.00	\$ 0.00	\$ 1,250.00	0.00
52.3400	PRINTING AND BINDING	\$ 650.00	\$ 0.00	\$ 0.00	\$ 0.00	\$ 650.00	0.00
53.1100	GENERAL SUPPLIES AND MATERIALS	\$ 4,350.00	\$ 0.00	\$ 0.00	\$ 0.00	\$ 4,350.00	0.00
53.1270	ENERGY-GASOLINE	\$ 5,200.00	\$ 0.00	\$ 0.00	\$ 0.00	\$ 5,200.00	0.00
53.1300	FOOD	\$ 1,500.00	\$ 0.00	\$ 0.00	\$ 0.00	\$ 1,500.00	0.00
53.1400	BOOKS AND PERIODICALS	\$ 250.00	\$ 0.00	\$ 0.00	\$ 0.00	\$ 250.00	0.00
53.1600	SMALL EQUIPMENT	\$ 520.00	\$ 0.00	\$ 0.00	\$ 0.00	\$ 520.00	0.00
53.1700	OTHER SUPPLIES	\$ 300.00	\$ 0.00	\$ 0.00	\$ 0.00	\$ 300.00	0.00
7400	PLANNING AND ZONING	\$ 133,999.00	\$ 0.00	\$ 0.00	\$ 0.00	\$ 133,999.00	0.00
FUNC 7500 ECONOMIC DEVELOPMENT AND ASSISTANCE							
57.2000	PAYMENTS TO OTHER AGENCIES	\$ 44,257.00	\$ 0.00	\$ 0.00	\$ 0.00	\$ 44,257.00	0.00
FUNC 8000 DEBT SERVICE							
52.3600	DUES AND FEES	\$ 15,049.00	\$ 0.00	\$ 0.00	\$ 0.00	\$ 15,049.00	0.00
58.1000	DEBT SERVICE - PRINCIPAL	\$ 18,000.00	\$ 0.00	\$ 0.00	\$ 0.00	\$ 18,000.00	0.00
58.1101	DEBT SERVICE - PRINCIPAL JDA	\$ 79,058.00	\$ 0.00	\$ 0.00	\$ 0.00	\$ 79,058.00	0.00
58.1201	DEBT SERVICE - PRINCIPAL DFACS	\$ 63,942.00	\$ 0.00	\$ 0.00	\$ 0.00	\$ 63,942.00	0.00
58.1202	DEBT SERVICE - PRINCIPAL CAPITA	\$ 42,000.00	\$ 0.00	\$ 0.00	\$ 0.00	\$ 42,000.00	0.00
58.2101	DEBT SERVICE - INTEREST JDA	\$ 3,761.00	\$ 0.00	\$ 0.00	\$ 0.00	\$ 3,761.00	0.00
58.2201	DEBT SERVICE - INTEREST DFACS	\$ 1,400.00	\$ 0.00	\$ 0.00	\$ 0.00	\$ 1,400.00	0.00
58.2202	DEBT SERVICE - INTEREST CAPITAL	\$ 2,500.00	\$ 0.00	\$ 0.00	\$ 0.00	\$ 2,500.00	0.00
8000	DEBT SERVICE	\$ 225,710.00	\$ 0.00	\$ 0.00	\$ 0.00	\$ 225,710.00	0.00
FUNC 9000 OTHER FINANCING USES							
61.1000	TRANSFERS OUT TO SOLID WASTE FU	\$ 605,399.00	\$ 0.00	\$ 0.00	\$ 0.00	\$ 605,399.00	0.00
61.1215	TRANSFERS OUT TO E-911 FUND-215	\$ 75,000.00	\$ 0.00	\$ 0.00	\$ 0.00	\$ 75,000.00	0.00
9000	OTHER FINANCING USES	\$ 680,399.00	\$ 0.00	\$ 0.00	\$ 0.00	\$ 680,399.00	0.00
100	GENERAL FUND	\$ 14,191,607.00	\$ 0.00	\$ 0.00	\$ 0.00	\$ 14,191,607.00	0.00

MORGAN COUNTY GOVERNMENT
 FD-FUNC-CLSOBJ EXPENDITURE BUDGET REPORT
 for Fiscal Year 2013 (2012-2013 FISCAL YEAR)
 Executed By: lsayer

Page: 11
 Date: 06/28/12
 Time: 12:21:42

Code	Description	Appropriations	Est. Actual Expenditures	Expenditures For PRE-YEAR	Expenditures Year-to-Date	Available Balance	Percent Used
FD 205 LAW LIBRARY FUND							
FUNC 2750 LAW LIBRARY							
52.1300	TECHNICAL SERVICES	\$ 3,000.00	\$ 0.00	\$ 0.00	\$ 0.00	\$ 3,000.00	0.00
52.2200	REPAIRS AND MAINTENANCE	\$ 500.00	\$ 0.00	\$ 0.00	\$ 0.00	\$ 500.00	0.00
52.2310	RENTAL OF LAND AND BUILDINGS	\$ 1,440.00	\$ 0.00	\$ 0.00	\$ 0.00	\$ 1,440.00	0.00
52.3200	COMMUNICATIONS	\$ 1,300.00	\$ 0.00	\$ 0.00	\$ 0.00	\$ 1,300.00	0.00
52.3600	DUES AND FEES	\$ 300.00	\$ 0.00	\$ 0.00	\$ 0.00	\$ 300.00	0.00
53.1100	GENERAL SUPPLIES AND MATERIALS	\$ 300.00	\$ 0.00	\$ 0.00	\$ 0.00	\$ 300.00	0.00
53.1400	BOOKS AND PERIODICALS	\$ 28,160.00	\$ 0.00	\$ 0.00	\$ 0.00	\$ 28,160.00	0.00
2750	LAW LIBRARY	\$ 35,000.00	\$ 0.00	\$ 0.00	\$ 0.00	\$ 35,000.00	0.00
205	LAW LIBRARY FUND	\$ 35,000.00	\$ 0.00	\$ 0.00	\$ 0.00	\$ 35,000.00	0.00

MORGAN COUNTY GOVERNMENT
 FD-FUNC-CLSOBJ EXPENDITURE BUDGET REPORT
 for Fiscal Year 2013 (2012-2013 FISCAL YEAR)
 Executed By: lsayer

Page: 12
 Date: 06/28/12
 Time: 12:21:42

Code	Description	Appropriations	Est. Actual Expenditures	Expenditures For PRE-YEAR	Expenditures Year-to-Date	Available Balance	Percent Used
FD 210 CONFISCATED ASSETS FUND							
FUNC 3310 LAW ENFORCEMENT ADMINISTRATION							
53.1100	GENERAL SUPPLIES AND MATERIALS	\$ 117,200.00	\$ 0.00	\$ 0.00	\$ 0.00	117,200.00	0.00

MORGAN COUNTY GOVERNMENT
 FD-FUNC-CLSOBJ EXPENDITURE BUDGET REPORT
 for Fiscal Year 2013 (2012-2013 FISCAL YEAR)
 Executed By: lsayer

Page: 13
 Date: 06/28/12
 Time: 12:21:42

Code	Description	Appropriations	Est. Actual Expenditures	Expenditures For PRE-YEAR	Expenditures Year-to-Date	Available Balance	Percent Used
FD 215 EMERGENCY 911 TELEPHONE FUND							
FUNC 3800 E-911							
51.1100	SALARIES AND WAGES-REGULAR EMPL	\$ 261,238.00	\$ 0.00	\$ 0.00	\$ 0.00	\$ 261,238.00	0.00
51.1200	SALARIES AND WAGES-TEMPORARY EM	\$ 10,000.00	\$ 0.00	\$ 0.00	\$ 0.00	\$ 10,000.00	0.00
51.1300	SALARIES AND WAGES-OVERTIME	\$ 26,000.00	\$ 0.00	\$ 0.00	\$ 0.00	\$ 26,000.00	0.00
51.2100	EMPLOYEE BENEFITS-GROUP INSURAN	\$ 23,563.00	\$ 0.00	\$ 0.00	\$ 0.00	\$ 23,563.00	0.00
51.2200	EMPLOYEE BENEFITS-SOCIAL SECURI	\$ 18,429.00	\$ 0.00	\$ 0.00	\$ 0.00	\$ 18,429.00	0.00
51.2300	EMPLOYEE BENEFITS-MEDICARE	\$ 4,310.00	\$ 0.00	\$ 0.00	\$ 0.00	\$ 4,310.00	0.00
51.2400	EMPLOYEE BENEFITS-RETIREMENT CO	\$ 23,563.00	\$ 0.00	\$ 0.00	\$ 0.00	\$ 23,563.00	0.00
51.2700	EMPLOYEE BENEFITS-WORKERS' COMP	\$ 1,600.00	\$ 0.00	\$ 0.00	\$ 0.00	\$ 1,600.00	0.00
52.2200	REPAIRS AND MAINTENANCE	\$ 37,670.00	\$ 0.00	\$ 0.00	\$ 0.00	\$ 37,670.00	0.00
52.2202	REPAIRS AND MAINTENANCE-E911 TE	\$ 45,600.00	\$ 0.00	\$ 0.00	\$ 0.00	\$ 45,600.00	0.00
52.2203	REPAIRS AND MAINTENANCE-CAD	\$ 49,860.00	\$ 0.00	\$ 0.00	\$ 0.00	\$ 49,860.00	0.00
52.3200	COMMUNICATIONS	\$ 57,376.00	\$ 0.00	\$ 0.00	\$ 0.00	\$ 57,376.00	0.00
52.3300	ADVERTISING	\$ 500.00	\$ 0.00	\$ 0.00	\$ 0.00	\$ 500.00	0.00
52.3500	TRAVEL	\$ 4,254.00	\$ 0.00	\$ 0.00	\$ 0.00	\$ 4,254.00	0.00
52.3600	DUES AND FEES	\$ 300.00	\$ 0.00	\$ 0.00	\$ 0.00	\$ 300.00	0.00
52.3700	EDUCATION AND TRAINING	\$ 705.00	\$ 0.00	\$ 0.00	\$ 0.00	\$ 705.00	0.00
53.1100	GENERAL SUPPLIES AND MATERIALS	\$ 1,500.00	\$ 0.00	\$ 0.00	\$ 0.00	\$ 1,500.00	0.00
53.1210	ENERGY-WATER/SEWERAGE	\$ 600.00	\$ 0.00	\$ 0.00	\$ 0.00	\$ 600.00	0.00
53.1220	ENERGY-NATURAL GAS	\$ 500.00	\$ 0.00	\$ 0.00	\$ 0.00	\$ 500.00	0.00
53.1230	ENERGY-ELECTRICITY	\$ 8,000.00	\$ 0.00	\$ 0.00	\$ 0.00	\$ 8,000.00	0.00
53.1270	ENERGY-GASOLINE	\$ 800.00	\$ 0.00	\$ 0.00	\$ 0.00	\$ 800.00	0.00
54.2400	COMPUTERS	\$ 20,000.00	\$ 0.00	\$ 0.00	\$ 0.00	\$ 20,000.00	0.00
3800	E-911	\$ 596,368.00	\$ 0.00	\$ 0.00	\$ 0.00	\$ 596,368.00	0.00
215	EMERGENCY 911 TELEPHONE FUND	\$ 596,368.00	\$ 0.00	\$ 0.00	\$ 0.00	\$ 596,368.00	0.00

MORGAN COUNTY GOVERNMENT
 FD-FUNC-CLSOBJ EXPENDITURE BUDGET REPORT
 for Fiscal Year 2013 (2012-2013 FISCAL YEAR)
 Executed By: lsayer

Page: 14
 Date: 06/28/12
 Time: 12:21:42

Code	Description	Appropriations	Est. Actual Expenditures	Expenditures For PRE-YEAR	Expenditures Year-to-Date	Available Balance	Percent Used
FD 275 HOTEL/MOTEL TAX FUND							
FUNC 7500 ECONOMIC DEVELOPMENT AND ASSISTANCE							
57.2000	PAYMENTS TO OTHER AGENCIES	\$ 23,625.00	\$ 0.00	\$ 0.00	\$ 0.00	\$ 23,625.00	0.00
61.1000	TRANSFERS OUT TO OTHER FUNDS	\$ 11,375.00	\$ 0.00	\$ 0.00	\$ 0.00	\$ 11,375.00	0.00
7500	ECONOMIC DEVELOPMENT AND ASSIST	\$ 35,000.00	\$ 0.00	\$ 0.00	\$ 0.00	\$ 35,000.00	0.00
275	HOTEL/MOTEL TAX FUND	\$ 35,000.00	\$ 0.00	\$ 0.00	\$ 0.00	\$ 35,000.00	0.00

MORGAN COUNTY GOVERNMENT
 FD-FUNC-CLSOBJ EXPENDITURE BUDGET REPORT
 for Fiscal Year 2013 (2012-2013 FISCAL YEAR)
 Executed By: lsayer

Page: 15
 Date: 06/28/12
 Time: 12:21:42

Code	Description	Appropriations	Est. Actual Expenditures	Expenditures For PRE-YEAR	Expenditures Year-to-Date	Available Balance	Percent Used
FD 285 SPECIAL REVENUE FUND							
FUNC 2600 JUVENILE COURT							
53.1100	GENERAL SUPPLIES AND MATERIALS	\$ 5,300.00	\$ 0.00	\$ 0.00	\$ 0.00	\$ 5,300.00	0.00
FUNC 3310 LAW ENFORCEMENT ADMINISTRATION							
53.1100	GENERAL SUPPLIES AND MATERIALS	\$ 22,700.00	\$ 0.00	\$ 0.00	\$ 0.00	\$ 22,700.00	0.00
FUNC 3326 JAIL OPERATIONS							
61.1000	TRANSFERS OUT TO OTHER FUNDS	\$ 62,000.00	\$ 0.00	\$ 0.00	\$ 0.00	\$ 62,000.00	0.00
285	SPECIAL REVENUE FUND	\$ 90,000.00	\$ 0.00	\$ 0.00	\$ 0.00	\$ 90,000.00	0.00

MORGAN COUNTY GOVERNMENT
 FD-FUNC-CLSOBJ EXPENDITURE BUDGET REPORT
 for Fiscal Year 2013 (2012-2013 FISCAL YEAR)
 Executed By: lsayer

Page: 16
 Date: 06/28/12
 Time: 12:21:42

Code	Description	Appropriations	Est. Actual Expenditures	Expenditures For PRE-YEAR	Expenditures Year-to-Date	Available Balance	Percent Used
FD 320 SPECIAL PURPOSE LOCAL OPTION SALES TAX-V							
FUNC 4200 HIGHWAYS AND STREETS							
52.2320	RENTAL OF EQUIPMENT AND VEHICLE	\$ 24,500.00	\$ 0.00	\$ 0.00	\$ 0.00	\$ 24,500.00	0.00
53.1108	SIGNS	\$ 9,800.00	\$ 0.00	\$ 0.00	\$ 0.00	\$ 9,800.00	0.00
53.1109	CRUSHER RUN	\$ 14,500.00	\$ 0.00	\$ 0.00	\$ 0.00	\$ 14,500.00	0.00
53.1110	ASPHALT	\$ 28,500.00	\$ 0.00	\$ 0.00	\$ 0.00	\$ 28,500.00	0.00
53.1111	CONCRETE	\$ 5,275.00	\$ 0.00	\$ 0.00	\$ 0.00	\$ 5,275.00	0.00
53.1112	ROCK	\$ 208,500.00	\$ 0.00	\$ 0.00	\$ 0.00	\$ 208,500.00	0.00
53.1113	CALCIUM CHLORIDE	\$ 130,520.00	\$ 0.00	\$ 0.00	\$ 0.00	\$ 130,520.00	0.00
53.1114	STRIPING	\$ 28,000.00	\$ 0.00	\$ 0.00	\$ 0.00	\$ 28,000.00	0.00
53.1115	EROSION CONTROL	\$ 24,800.00	\$ 0.00	\$ 0.00	\$ 0.00	\$ 24,800.00	0.00
53.1116	PIPE	\$ 14,750.00	\$ 0.00	\$ 0.00	\$ 0.00	\$ 14,750.00	0.00
54.1400	INFRASTRUCTURE	\$ 45,772.00	\$ 0.00	\$ 0.00	\$ 0.00	\$ 45,772.00	0.00
54.2100	MACHINERY	\$ 108,500.00	\$ 0.00	\$ 0.00	\$ 0.00	\$ 108,500.00	0.00
4200	HIGHWAYS AND STREETS	\$ 643,417.00	\$ 0.00	\$ 0.00	\$ 0.00	\$ 643,417.00	0.00
FUNC 4960 INTERGOVERNMENTAL PAYMENTS OF SPLOST							
57.1000	INTERGOVERNMENTAL	\$ 213,570.00	\$ 0.00	\$ 0.00	\$ 0.00	\$ 213,570.00	0.00
FUNC 8000 DEBT SERVICE							
58.1100	DEBT SERVICE - PRINCIPAL	\$ 1,140,000.00	\$ 0.00	\$ 0.00	\$ 0.00	\$ 1,140,000.00	0.00
58.2000	DEBT SERVICE - INTEREST	\$ 703,013.00	\$ 0.00	\$ 0.00	\$ 0.00	\$ 703,013.00	0.00
8000	DEBT SERVICE	\$ 1,843,013.00	\$ 0.00	\$ 0.00	\$ 0.00	\$ 1,843,013.00	0.00
320	SPECIAL PURPOSE LOCAL OPTION SA	\$ 2,700,000.00	\$ 0.00	\$ 0.00	\$ 0.00	\$ 2,700,000.00	0.00

MORGAN COUNTY GOVERNMENT
 FD-FUNC-CLSOBJ EXPENDITURE BUDGET REPORT
 for Fiscal Year 2013 (2012-2013 FISCAL YEAR)
 Executed By: lsayer

Page: 17
 Date: 06/28/12
 Time: 12:21:42

Code	Description	Appropriations	Est. Actual Expenditures	Expenditures For PRE-YEAR	Expenditures Year-to-Date	Available Balance	Percent Used
FD 321 SPECIAL PURPOSE LOCAL OPTION SALES TAX							
FUNC 3500 FIRE							
54.2000	MACHINERY & EQUIPMENT	\$ 414,405.00	\$ 0.00	\$ 0.00	\$ 0.00	\$ 414,405.00	0.00
FUNC 3800 E-911							
54.2000	MACHINERY & EQUIPMENT	\$ 414,405.00	\$ 0.00	\$ 0.00	\$ 0.00	\$ 414,405.00	0.00
FUNC 4960 INTERGOVERNMENTAL PAYMENTS OF SPLOST							
57.1000	INTERGOVERNMENTAL	\$ 71,190.00	\$ 0.00	\$ 0.00	\$ 0.00	\$ 71,190.00	0.00
321	SPECIAL PURPOSE LOCAL OPTION SA	\$ 900,000.00	\$ 0.00	\$ 0.00	\$ 0.00	\$ 900,000.00	0.00

MORGAN COUNTY GOVERNMENT
 FD-FUNC-CLSOBJ EXPENDITURE BUDGET REPORT
 for Fiscal Year 2013 (2012-2013 FISCAL YEAR)
 Executed By: lsayer

Page: 18
 Date: 06/28/12
 Time: 12:21:42

Code	Description	Appropriations	Est. Actual Expenditures	Expenditures For PRE-YEAR	Expenditures Year-to-Date	Available Balance	Percent Used
FD 540 SOLID WASTE FUND							
FUNC 4510 SOLID WASTE AND RECYCLING ADMINISTRATION							
51.1100	SALARIES AND WAGES-REGULAR EMPL	\$ 201,065.00	\$ 0.00	\$ 0.00	\$ 0.00	\$ 201,065.00	0.00
51.1300	SALARIES AND WAGES-OVERTIME	\$ 5,000.00	\$ 0.00	\$ 0.00	\$ 0.00	\$ 5,000.00	0.00
51.2200	EMPLOYEE BENEFITS-SOCIAL SECURI	\$ 15,764.00	\$ 0.00	\$ 0.00	\$ 0.00	\$ 15,764.00	0.00
51.2300	EMPLOYEE BENEFITS-MEDICARE	\$ 2,885.00	\$ 0.00	\$ 0.00	\$ 0.00	\$ 2,885.00	0.00
51.2400	EMPLOYEE BENEFITS-RETIREMENT CO	\$ 28,591.00	\$ 0.00	\$ 0.00	\$ 0.00	\$ 28,591.00	0.00
51.2700	EMPLOYEE BENEFITS-WORKERS' COMP	\$ 8,000.00	\$ 0.00	\$ 0.00	\$ 0.00	\$ 8,000.00	0.00
52.1200	PROFESSIONAL SERVICES	\$ 1,000.00	\$ 0.00	\$ 0.00	\$ 0.00	\$ 1,000.00	0.00
52.1300	TECHNICAL SERVICES	\$ 30,000.00	\$ 0.00	\$ 0.00	\$ 0.00	\$ 30,000.00	0.00
52.2200	REPAIRS AND MAINTENANCE	\$ 17,645.00	\$ 0.00	\$ 0.00	\$ 0.00	\$ 17,645.00	0.00
52.2310	RENTAL OF LAND AND BUILDINGS	\$ 2,600.00	\$ 0.00	\$ 0.00	\$ 0.00	\$ 2,600.00	0.00
52.3200	COMMUNICATIONS	\$ 6,200.00	\$ 0.00	\$ 0.00	\$ 0.00	\$ 6,200.00	0.00
52.3300	ADVERTISING	\$ 500.00	\$ 0.00	\$ 0.00	\$ 0.00	\$ 500.00	0.00
52.3600	DUES AND FEES	\$ 466,700.00	\$ 0.00	\$ 0.00	\$ 0.00	\$ 466,700.00	0.00
52.3850	CONTRACT LABOR	\$ 200.00	\$ 0.00	\$ 0.00	\$ 0.00	\$ 200.00	0.00
53.1100	GENERAL SUPPLIES AND MATERIALS	\$ 13,000.00	\$ 0.00	\$ 0.00	\$ 0.00	\$ 13,000.00	0.00
53.1210	ENERGY-WATER/SEWERAGE	\$ 150.00	\$ 0.00	\$ 0.00	\$ 0.00	\$ 150.00	0.00
53.1230	ENERGY-ELECTRICITY	\$ 12,500.00	\$ 0.00	\$ 0.00	\$ 0.00	\$ 12,500.00	0.00
53.1270	ENERGY-GASOLINE	\$ 35,000.00	\$ 0.00	\$ 0.00	\$ 0.00	\$ 35,000.00	0.00
53.1700	OTHER SUPPLIES	\$ 4,000.00	\$ 0.00	\$ 0.00	\$ 0.00	\$ 4,000.00	0.00
4510	SOLID WASTE AND RECYCLING ADMIN	\$ 850,800.00	\$ 0.00	\$ 0.00	\$ 0.00	\$ 850,800.00	0.00
540	SOLID WASTE FUND	\$ 850,800.00	\$ 0.00	\$ 0.00	\$ 0.00	\$ 850,800.00	0.00

MORGAN COUNTY GOVERNMENT
 FD-FUNC-CLSOBJ EXPENDITURE BUDGET REPORT
 for Fiscal Year 2013 (2012-2013 FISCAL YEAR)
 Executed By: lsayer

Page: 19
 Date: 06/28/12
 Time: 12:21:42

Code	Description	Appropriations	Est. Actual Expenditures	Expenditures For PRE-YEAR	Expenditures Year-to-Date	Available Balance	Percent Used
GRAND TOTAL		\$ 19,515,975.00	\$ 0.00	\$ 0.00	\$ 0.00	\$ 19,515,975.00	0.00